

Quality, Since 1857



**Authentic  
Klein<sup>®</sup> Grips**



**KLEIN  
TOOLS<sup>®</sup>**

Quality, Since 1857



*Mathias Klein*

In 1857 when Mathias Klein first set up shop in Chicago's bustling downtown business district, the "communications industry" amounted to nothing more than a few bare wires hung on lean telegraph poles. As America expanded and the utilities industry grew, Klein Tools established a reputation for manufacturing high quality tools to help linemen do their jobs.



Over 150 years later, Klein Tools is still owned and managed by the Klein family. The company remains dedicated to making the best hand tools in the industry.



Original Klein® Grip,  
patented in 1892



MATHIAS KLEIN & SONS

CHICAGO, ILL.



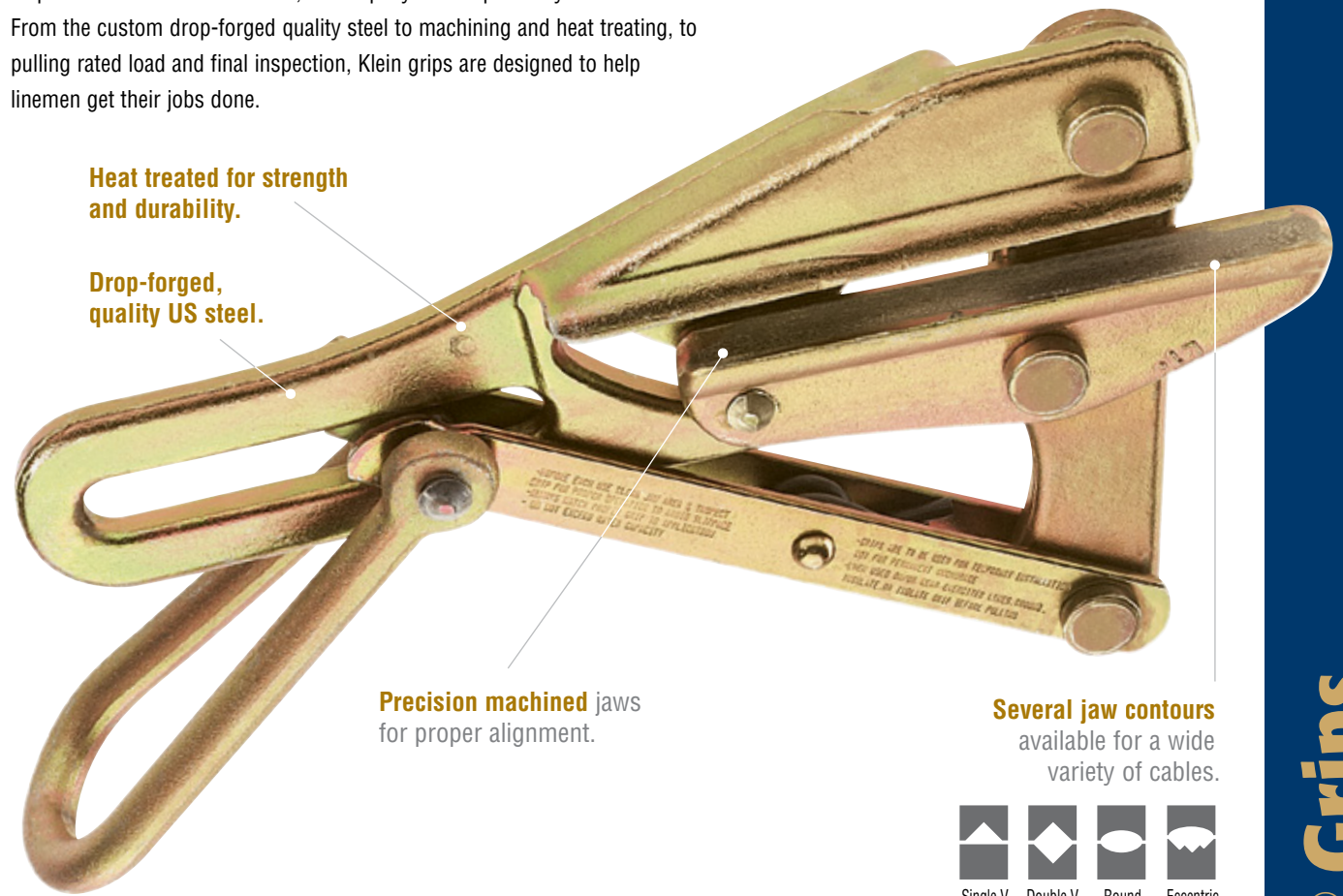
A good grip—a Klein Grip makes for speed. They HOLD ON!  
(The 1604-20 Haven's Grip in use with 1802-30 Self Locking Tackle.)

Klein Tools History

# Depend on Authentic Klein® Grips

## QUALITY

Trust the quality and reliability of Klein grips. All authentic Klein Grips are manufactured, inspected and tested in the USA, in company owned plants by American workers. From the custom drop-forged quality steel to machining and heat treating, to pulling rated load and final inspection, Klein grips are designed to help linemen get their jobs done.




Heat treated for strength and durability.

Drop-forged, quality US steel.

Precision machined jaws for proper alignment.

Several jaw contours available for a wide variety of cables.



## RELIABILITY

Before leaving our manufacturing plant, each and every authentic Klein grip is individually hand inspected and actuated for proper function. Grips are rigorously tested using the Magnflux method and pulled to rated load to ensure the highest quality and reliability for which Klein Tools is known.



MADE IN USA



Authentic Klein® Grips are Made in the USA

Authentic Klein® Grips



Klein Chicago® Grip 1684-74 used to tension guy strand.

## Types of Grips

Klein Chicago®, Parallel Jaw and Haven's® Grips are widely used in the power, communications, and general construction fields to pull wire and cable. The grips maintain temporary tension until the wire or cable can be permanently terminated.

### Klein Chicago® Grips

Authentic Chicago® Grips are designed for use on aluminum, copper, weatherproof coated wire, PVC covered conductors and messenger and guy strand.



1656-30

- Locking loop handles. The locking feature allows the jaws to be held in an open position for easy placement on wire or cable.
- Available in Round, Double V and Single V jaw contours.

### Parallel Jaw Grips

Lightweight compact parallel jaw grips pull an exceptionally wide range of cable types and sizes.

- Latch helps maintain cable position (available on select models only).
- Large-diameter eye accommodates large hooks on hoists, winches and tackle blocks.
- Available in Round and Double V jaw contours.



KT4500

### Haven's® Grips

Haven's Grips are designed for use when a light, compact grip is desired and where conductor deformation is not a factor.









- Knurled eccentric jaw applies gripping pressure to 1/4" of cable area.
- Some models include a swing latch that holds cable securely in jaw.
- Recommended for messenger and guy strand and wire rope.
- 1625 Series can be used for wire rope.



1625-20

Authentic Klein® Grips are Made in the USA

# Types of Jaw Contours

 <h2>Single V</h2>	Recommended for:			
 <ul style="list-style-type: none"> <li>Simple three-point contact jaws.</li> <li>Designed for use on small diameter bare wire and cable (solid and stranded).</li> </ul>	Steel Strand Cat. No.			
 <h2>Double V</h2>	Recommended for:			
 <ul style="list-style-type: none"> <li>Four-point contact provides greater gripping pressure and assures proper alignment of wire and cable within the jaws.</li> <li>Designed for high-strength messenger and guy strand and extra-high-strength cables and conductors, as well as a wide range of cables.</li> </ul>	Steel Strand Cat. No.		Wide Range of Cables Cat. No.	
 <h2>Round</h2>	Recommended for:			
 <ul style="list-style-type: none"> <li>Round jaws provide maximum contact and gripping power to minimize conductor deformation. (Smooth and knurled styles.)</li> <li>Recommended for use on bare aluminum, ACSR, ACSS, AAC and copper conductors as well as a wide range of cables.</li> </ul>	ACSR and AAC Cat. No.	Weatherproof and PVC Covered Copper Cat. No.	Steel Strand Cat. No.	Wide Range of Cables Cat. No.
 <h2>Eccentric</h2>	Recommended for:			
 <ul style="list-style-type: none"> <li>Eccentric jaw applies gripping pressure to 1/4" of cable area.</li> <li>Recommended for use when conductor deformation is not an issue.</li> <li>Available only on the Haven's Grips.</li> </ul>	Steel Strand Cat. No.			
	1604-10 1604-20 1604-20L 1625-20 (For Wire Rope) 1625-20 1 (For Wire Rope) 1625-20 7/8 (For Wire Rope)			

## Selecting the Proper Grip

Three basic factors are needed in order to determine the proper grip for each specific application:

1. Type of wire or cable (ACSR, ACSS, AAC, Copper, Steel Strand).
2. AWG or MCM (Diameter) of wire or cable.
3. Maximum safe load required.

Authentic Klein Grips are organized according to these three factors to make it easy for you to choose the proper grip.

# ACSR (Aluminum Conductor Steel Reinforced)

For Cable Diameter

## 4 AWG - 636 MCM

.250" - .953" (6.35 mm - 24.21 mm)

### MAXIMUM SAFE LOAD


See facing page  
for grip details.

AWG or MCM Cable Size	Diameter inches (mm)	No. of Alum. & Steel Strands	Code Word	MAXIMUM SAFE LOAD			
				A 4,500 lbs (2041 kg)	B 8,000 lbs (3629 kg)	C 15,000 lbs (6803 kg)	D 20,000 lbs (9072 kg)
				Cat. No.	Cat. No.	Cat. No.	Cat. No.
4	.250" (6.35 mm)	6 x 1	Swan	1656-20, 1656-20H & S1656-20H			
4	.257" (6.53 mm)	7 x 1	Swanate	1656-20, 1656-20H & S1656-20H			
2	.316" (8.03 mm)	6 x 1	Sparrow	1656-20, 1656-20H, S1656-20H, 1656-30, 1656-30H & S1656-30H		1628-16PE*	
2	.325" (8.26 mm)	7 x 1	Sparate	1656-20, 1656-20H, S1656-20H, 1656-30, 1656-30H & S1656-30H		1628-16PE*	
1	.354" (9.02 mm)	6 x 1	Robin	1656-20, 1656-20H, S1656-20H, 1656-30, 1656-30H & S1656-30H		1628-16PF*	
1/0	.398" (10.11 mm)	6 x 1	Raven	1656-20, 1656-20H, S1656-20H, 1656-30, 1656-30H & S1656-30H		1628-16PG*	
2/0	.447" (11.35 mm)	6 x 1	Quail	1656-30, 1656-30H & S1656-30H		1628-16PG*	
3/0	.502" (12.75 mm)	6 x 1	Pigeon	1656-30, 1656-30H & S1656-30H		1628-16PH*	
4/0	.563" (14.30 mm)	6 x 1	Penguin		1656-40, 1656-40H & S1656-40H	1628-16PI*	
266.8 MCM	.609" (15.47 mm)	18 x 1	Waxwing		1656-40, 1656-40H & S1656-40H	1628-16PJ*	
266.8 MCM	.642" (16.31 mm)	26 x 7	Partridge		1656-40, 1656-40H & S1656-40H	1628-16PK*	
300 MCM	.680" (17.27 mm)	26 x 7	Ostrich		1656-40, 1656-40H & S1656-40H	1628-16PK*	
336.4 MCM	.684" (17.37 mm)	18 x 1	Merlin		1656-40, 1656-40H & S1656-40H	1628-16PK*	
336.4 MCM	.720" (18.31 mm)	26 x 7	Linnet		1656-40, 1656-40H & S1656-40H	1628-16PL*	
336.4 MCM	.741" (18.82 mm)	30 x 7	Oriole			1628-16PL*	
397.5 MCM	.743" (18.87 mm)	18 x 1	Chickadee		1656-50, 1656-50H & S1656-50H	1628-16PL*	
397.5 MCM	.772" (19.61 mm)	24 x 7	Brant		1656-50, 1656-50H & S1656-50H	1628-16PM*	
397.5 MCM	.783" (19.89 mm)	26 x 7	Ibis		1656-50, 1656-50H & S1656-50H	1628-16PM*	
397.5 MCM	.806" (20.47 mm)	30 x 7	Lark		1656-50, 1656-50H & S1656-50H	1628-16PM*	
477 MCM	.814" (20.68 mm)	18 x 1	Pelican		1656-50, 1656-50H & S1656-50H	1628-19PM*	
477 MCM	.846" (21.49 mm)	24 x 7	Flicker		1656-50, 1656-50H & S1656-50H	1628-16PN*	1628-30N*
477 MCM	.858" (21.79 mm)	26 x7	Hawk		1656-50, 1656-50H & S1656-50H	1628-16PN*	1628-30N*
556.5 MCM	.879" (22.33 mm)	18 x 1	Osprey		1656-60, 1656-60H & S1656-60H	1628-16PN*	1628-30N*
477 MCM	.883" (22.43 mm)	30 x 7	Hen		1656-60, 1656-60H & S1656-60H	1628-16PN*	1628-30N*
556.5 MCM	.914" (23.22 mm)	24 x 7	Parakeet		1656-60, 1656-60H and S1656-60H		1628-300*
556.5 MCM	.927" (23.55 mm)	26 x 7	Dove		1656-60, 1656-60H & S1656-60H		1628-300*
636 MCM	.940" (23.88 mm)	18 x 1	Kingbird		1656-60, 1656-60H & S1656-60H		1628-300*
556.5 MCM	.953" (24.21 mm)	30 x 7	Eagle		1656-60, 1656-60H & S1656-60H	*Special order only. Please allow 30 days for delivery.	1628-300*
605 MCM	.953" (24.21 mm)	24 x7	Peacock	"S" is for spring. "H" is for hot latch.	1656-60, 1656-60H & S1656-60H	These are not returnable.	1628-300*

## Hot-line Latch

The hot-line latch is designed for placing a grip on cable with a hot-line stick. The three notches in the hot-line latch adjust the balance of the grip to better match the direction of the cable sag.

- When stick is removed, latch closes automatically to guard against grip accidentally disengaging from wire.
- Standard hot-line grips are not supplied with springs or lock-open features.



4 AWG - 636 MCM  
.250" - .953" (6.35 mm - 24.21 mm)

www.kleintools.com


# ACSR (Aluminum Conductor Steel Reinforced)

## Chicago® Grip – 1656 Series

- Round, smooth inside jaw contour on this series of grips is ideal for bare ACSR.
- Smooth jaws grip with maximum contact and are less likely to cause cable deformation.



1656-30



1656-40H

### A 4,500 lbs. (2,041 kg) Maximum Safe Load

Cat. No.	Hot Latch Model No.	Hot Latch/Spring Model No.	Min. to Max. Cable AWG	Min. to Max. Cable Diameter inches (mm)	Jaw Length	Approx. Weight Each
1656-20	1656-20H	S1656-20H	4 - 1/0	.250" - .398" (6.35 mm - 10.11 mm)	4" (102 mm)	3 lbs. (1.36 kg)
1656-30	1656-30H	S1656-30H	2 - 3/0	.325" - .502" (8.25 mm - 12.75 mm)	4-3/4" (121 mm)	3.75 lbs. (1.70 kg)

### B 8,000 lbs. (3,629 kg) Maximum Safe Load


Cat. No.	Hot Latch Model No.	Hot Latch/Spring Model No.	Min. to Max. Cable AWG or MCM	Min. to Max. Cable Diameter inches (mm)	Jaw Length	Approx. Weight Each
1656-40	1656-40H	S1656-40H	4/0 - 336.4 MCM	.563" - .720" (14.30 mm - 18.29 mm)	5-1/2" (140 mm)	8.30 lbs. (3.76 kg)
1656-50	1656-50H	S1656-50H	397.5 MCM - 477 MCM	.743" - .858" (18.82 mm - 21.79 mm)	5-1/2" (140 mm)	8.30 lbs. (3.76 kg)
1656-60	1656-60H	S1656-60H	477 MCM - 636 MCM	.879" - .953" (22.33 mm - 24.21 mm)	5-1/2" (140 mm)	8.20 lbs (3.71 kg)

## Chicago® Grip – 1628-16P and 1628-30 Series

- Designed for large-diameter ACSR cables.
- Round jaws are shaped to provide maximum contact with the cable, virtually eliminating cable deformation.

### C 15,000 lbs. (6,803 kg) Maximum Safe Load

Cat. No.	Min. to Max. Cable AWG or MCM	Min. to Max. Cable Diameter inches (mm)	Jaw Length	Approx. Weight Each
1628-16PE* 2		.316" - .325" (8.03 mm - 8.25 mm)	7-1/4" (184 mm)	17 lbs. (7.73 kg)
1628-16PF* 1		.354" (8.99 mm)	7-1/4" (184 mm)	17 lbs. (7.73 kg)
1628-16PG* 1/0 - 2/0		.398" - .447" (10.11 mm - 11.35 mm)	7-1/4" (184 mm)	17 lbs. (7.73 kg)
1628-16PH* 3/0		.502" (12.75 mm)	7-1/4" (184 mm)	17 lbs. (7.73 kg)
1628-16PI* 4/0		.563" (14.30 mm)	7-1/4" (184 mm)	17 lbs. (7.73 kg)
1628-16PJ* 266.8 MCM		.609" (15.47 mm)	7-1/4" (184 mm)	17 lbs. (7.73 kg)
1628-16PK* 266.8 MCM - 336.4 MCM		.642" - .684" (16.31 mm - 17.37 mm)	7-1/4" (184 mm)	17 lbs. (7.73 kg)
1628-16PL* 336.4 MCM - 397.5 MCM		.720" - .743" (18.29 mm - 18.87 mm)	7-1/4" (184 mm)	17 lbs. (7.73 kg)
1628-16PM* 397.5 MCM - 477 MCM		.772" - .814" (19.61 mm - 20.68 mm)	7-1/4" (184 mm)	17 lbs. (7.73 kg)
1628-16PN* 477 MCM - 556.5 MCM		.846" - .883" (21.49 mm - 22.43 mm)	7-1/4" (184 mm)	17 lbs. (7.73 kg)



1628-16P



1628-30

### D 20,000 lbs. (9,072 kg) Maximum Safe Load

Cat. No.	Min. to Max. Cable MCM	Min. to Max. Cable Diameter inches (mm)	Jaw Length	Approx. Weight Each
1628-30N**	477 MCM - 556.5 MCM	.846" - .883" (21.49 mm - 22.43 mm)	10-3/4" (273 mm)	27 lbs. (12.27 kg)
1628-300**	556.5 MCM - 636 MCM	.914" - .953" (23.22 mm - 24.21 mm)	10-3/4" (273 mm)	27 lbs. (12.27 kg)

\*These grips are special order only. Please allow 30 days for delivery. These are not returnable.

\*\*Maximum safe stringing tension 12,500 lbs to minimize cable deformation.

Authentic Klein® Grips are Made in the USA



4 AWG - 636 MCM  
.250" - .953" (635 mm - 24.21 mm)

Authentic Klein® Grips

# ACSR (Aluminum Conductor Steel Reinforced)

For Cable Diameter

## 605 - 2515 MCM

.966" - 1.88" (24.54 mm - 47.75 mm)

### MAXIMUM SAFE LOAD

See facing page for grip details.

MCM Cable Size	Diameter inches (mm)	No. of Alum. & Steel Strands	Code Word	MAXIMUM SAFE LOAD				
				A 5,500 lbs (2,995 kg)	B 8,000 lbs (3,636 kg)	C 20,000 lbs (9,072 kg)	D 25,000 lbs (11,340 kg)	E 25,000 lbs. with bolt on jaw
Cat. No.	Cat. No.	Cat. No.	Cat. No.	Cat. No.	Cat. No.	Cat. No.	Cat. No.	
605 MCM	.966" (24.54 mm)	26 x 7	Squab		1678-20	1628-30P*		1628-50P*
636 MCM	.977" (24.82 mm)	24 x 7	Rook		1678-20	1628-30P*		1628-50P*
636 MCM	.991" (25.15 mm)	26 x 7	Grosbeak		1678-20	1628-30P*		1628-50P*
605 MCM	.994" (25.25 mm)	30 x 19	Teal		1678-20	1628-30P*		1628-50P*
605 MCM	.994" (25.25 mm)	30 x 7	Wood Duck		1678-20	1628-30P*		1628-50P*
666.6 MCM	1.00" (25.40 mm)	24 x 7	Flamingo		1678-20	1628-30P*		1628-50P*
666.6 MCM	1.014" (25.76 mm)	26 x 7	Gannet		1678-20	1628-30P*		1628-50P*
636 MCM	1.019" (25.88 mm)	30 x 19	Egret		1678-20	1628-30R*		1628-50R*
636 MCM	1.019" (25.88 mm)	30 x 7	Scoter		1678-20	1628-30R*		1628-50R*
795 MCM	1.040" (26.41 mm)	36 x 1	Coot	1678-30		1628-30R*		1628-50R*
715.5 MCM	1.051" (26.70 mm)	26 x 7	Starling	1678-30		1628-30R*		1628-50R*
795 MCM	1.063" (27.00 mm)	45 x 7	Tern	1678-30		1628-30R*		1628-50R*
715.5 MCM	1.081" (27.46 mm)	30 x 19	Redwing	1678-40		1628-30S*		1628-50S*
795 MCM	1.092" (27.76 mm)	54 x 7	Condor	1678-40		1628-30S*		1628-50S*
795 MCM	1.092" (27.74 mm)	24 x 7	Cuckoo	1678-40		1628-30S*		1628-50S*
795 MCM	1.107" (28.14 mm)	26 x 7	Drake	1678-40		1628-30S*		1628-50S*
900 MCM	1.131" (28.73 mm)	45 x 7	Ruddy	1678-40		1628-30S*		1628-50S*
795 MCM	1.140" (28.96 mm)	30 x 19	Mallard	1678-40		1628-30S*		1628-50S*
900 MCM	1.162" (29.51 mm)	54 x 7	Canary	1678-50		1628-30T*		1628-50T*
954 MCM	1.165" (29.59 mm)	20 x 7	Corncrake	1678-50		1628-30T*		1628-50T*
954 MCM	1.165" (29.59 mm)	45 x 7	Rail	1678-50		1628-30T*		1628-50T*
954 MCM	1.175" (29.85 mm)	48 x 7	Towhee	1678-50		1628-30T*		1628-50T*
954 MCM	1.196" (30.38 mm)	54 x 7	Cardinal	1678-50		1628-30T*		1628-50T*
954 MCM	1.196" (30.38 mm)	24 x 7	Redbird	1678-50		1628-30T*		1628-50T*
1033.5 MCM	1.212" (30.81 mm)	45 x 7	Ortolan			1628-30U*	1628-40U*	1628-50U*
1033.5 MCM	1.245" (31.65 mm)	54 x 7	Curlew			1628-30U*	1628-40U*	1628-50U*
1113 MCM	1.258" (31.95 mm)	45 x 7	Bluejay			1628-30U*	1628-40U*	1628-50U*
1113 MCM	1.292" (32.84 mm)	54 x 19	Finch				1628-40W*	1628-50W*
1192.5 MCM	1.302" (33.07 mm)	45 x 7	Bunting				1628-40W*	1628-50W*
1272 MCM	1.317" (33.45 mm)	36 x 1	Skylark				1628-40W*	1628-50W*
1192.5 MCM	1.337" (33.99 mm)	54 x 19	Grackle				1628-40X*	1628-50X*
1272 MCM	1.345" (34.16 mm)	45 x 7	Bittern				1628-40X*	1628-50X*
1272 MCM	1.381" (35.10 mm)	54 x 19	Pheasant				1628-40X*	1628-50X*
1351.5 MCM	1.386" (35.20 mm)	45 x 7	Dipper				1628-40X*	1628-50X*
1351.5 MCM	1.424" (36.17 mm)	54 x 19	Martin				1628-40Y*	1628-50Y*
1431 MCM	1.427" (36.25 mm)	45 x 7	Bobolink				1628-40Y*	1628-50Y*
1431 MCM	1.465" (37.21 mm)	54 x 19	Plover				1628-40Z*	1628-50Z*
1590 MCM	1.504" (38.15 mm)	45 x 7	Lapwing				1628-40Z*	1628-50Z*
1590 MCM	1.544" (39.24 mm)	54 x 19	Falcon				1628-40A*	1628-50A*
1780 MCM	1.602" (40.69 mm)	84 x 19	Chukar					1628-50B*
2034.5 MCM	1.681" (42.70 mm)	72 x 7	Mockingbird					1628-50C*
2167 MCM	1.735" (44.12 mm)	72 x 7	Kiwi					1628-50D*
2156 MCM	1.762" (44.75 mm)	84 x 19	Bluebird					1628-50D*
2312 MCM	1.802" (45.77 mm)	76 x 19	Thrasher					1628-50E*
2515 MCM	1.88" (47.75 mm)	76 x 19	Jorea					1628-50F*


\*Special order only. Please allow 30 days for delivery. These are not returnable.

## Chicago® Grip - 1678 Series

- Round jaws shaped to provide maximum contact with circumference of cable, less likely to cause cable deformation.
- Supplied with spring and locking loop handles, allowing jaws to be held in open position for easier placement on cable.

### A 5,500 lbs. (2,495 kg) Maximum Safe Load

Cat. No.	Min. to Max. Cable MCM	Min. to Max. Cable Diameter inches (mm)	Jaw Length	Approx. Weight Each
1678-30	715.5 MCM - 795 MCM	1.040" - 1.063" (26.42 mm - 27.00 mm)	5 11/16" (144mm)	8.20 lbs. (3.71 kg)
1678-40	795 MCM - 900 MCM	1.081" - 1.140" (27.46 mm - 28.96 mm)	5 11/16" (144mm)	8.20 lbs. (3.71 kg)
1678-50	900 MCM - 954 MCM	1.162" - 1.196" (29.51 mm - 30.38 mm)	5 11/16" (144mm)	7.90 lbs. (3.58 kg)



1678-30

605 - 2515 MCM  
.966" - 1.88" (24.54 mm - 47.75 mm)


www.kleintools.com

# ACSR (Aluminum Conductor Steel Reinforced)

## Chicago® Grip – 1678 Series (continued)

**B** 8,000 lbs. (3,629 kg) Maximum Safe Load

Cat. No.	Min. to Max. Cable MCM	Min. to Max. Cable Diameter inches (mm)	Jaw Length	Approx. Weight Each
1678-20	605 MCM - 666.6 MCM	.966" - 1.019" (24.54 mm - 25.88 mm)	5-11/16" (144 mm)	8.30 lbs. (3.71 kg)



1678-20

## Chicago® Grip – 1628 Series

- Round jaws are shaped to provide maximum contact with the cable, virtually eliminating cable deformation.

**C** 20,000 lbs. (9,072 kg) Maximum Safe Load


Cat. No.	Min. to Max. Cable MCM	Min. to Max. Cable Diameter inches (mm)	Jaw Length	Approx. Weight Each
1628-30P*	605 MCM - 666.6 MCM	.966" - 1.014" (24.54 mm - 25.76 mm)	10-3/4" (273 mm)	27 lbs. (12.27 kg)
1628-30R*	636 MCM - 795 MCM	1.019" - 1.063" (25.88 mm - 27.00 mm)	10-3/4" (273 mm)	27 lbs. (12.27 kg)
1628-30S*	715.5 MCM - 900 MCM	1.081" - 1.140" (27.46 mm - 28.96 mm)	10-3/4" (273 mm)	27 lbs. (12.27 kg)
1628-30T*	900 MCM - 954 MCM	1.162" - 1.196" (29.51 mm - 30.38 mm)	10-3/4" (273 mm)	27 lbs. (12.27 kg)
1628-30U*	1033.5 MCM - 1113 MCM	1.212" - 1.258" (30.75 mm - 31.95 mm)	10-3/4" (273 mm)	27 lbs. (12.27 kg)



1628-30

**D** 25,000 lbs. (11,340 kg) Maximum Safe Load

Cat. No.	Min. to Max. Cable MCM	Min. to Max. Cable Diameter inches (mm)	Jaw Length	Approx. Weight Each
1628-40U*	1033.5 MCM - 1113 MCM	1.212" - 1.258" (30.75 mm - 31.95 mm)	10-3/4" (273 mm)	34 lbs. (15.45 kg)
1628-40W*	1113 MCM - 1272 MCM	1.292" - 1.317" (32.82 mm - 33.45 mm)	10-3/4" (273 mm)	34 lbs. (15.45 kg)
1628-40X*	1192.5 MCM - 1351.5 MCM	1.337" - 1.386" (33.96 mm - 35.20 mm)	10-3/4" (273 mm)	34 lbs. (15.45 kg)
1628-40Y*	1351.5 MCM - 1431 MCM	1.424" - 1.427" (36.17 mm - 36.25 mm)	10-3/4" (273 mm)	34 lbs. (15.45 kg)
1628-40Z*	1431 MCM - 1590 MCM	1.465" - 1.504" (37.21 mm - 38.20 mm)	10-3/4" (273 mm)	34 lbs. (15.45 kg)
1628-40A*	1590 MCM	1.544" (39.22 mm)	10-3/4" (273 mm)	34 lbs. (15.45 kg)



1628-40

\*These grips are special order only. Please allow 30 days for delivery. These are not returnable.

**E** 25,000 lbs. (11,340 kg) Maximum Safe Load with bolt on jaw

Cat. No.	Min. to Max. Cable MCM	Min. to Max. Cable Diameter inches (mm)	Jaw Length	Approx. Weight Each
1628-50P*	605 MCM - 666.6 MCM	.966" - 1.014" (24.54 mm - 25.76 mm)	10-3/4" (273 mm)	34 lbs. (15.45 kg)
1628-50R*	636 MCM - 795 MCM	1.019" - 1.063" (25.88 mm - 27.00 mm)	10-3/4" (273 mm)	34 lbs. (15.45 kg)
1628-50S*	715.5 MCM - 900 MCM	1.081" - 1.140" (27.46 mm - 28.96 mm)	10-3/4" (273 mm)	34 lbs. (15.45 kg)
1628-50T*	900 MCM - 954 MCM	1.162" - 1.196" (29.51 mm - 30.38 mm)	10-3/4" (273 mm)	34 lbs. (15.45 kg)
1628-50U*	1033.5 MCM - 1113 MCM	1.212" - 1.258" (30.75 mm - 31.95 mm)	10-3/4" (273 mm)	34 lbs. (15.45 kg)
1628-50W*	1113 MCM - 1272 MCM	1.292" - 1.317" (32.82 mm - 33.45 mm)	10-3/4" (273 mm)	34 lbs. (15.45 kg)
1628-50X*	1192.5 MCM - 1351.5 MCM	1.337" - 1.386" (33.96 mm - 35.20 mm)	10-3/4" (273 mm)	34 lbs. (15.45 kg)
1628-50Y*	1351.5 MCM - 1431 MCM	1.424" - 1.427" (36.17 mm - 36.25 mm)	10-3/4" (273 mm)	34 lbs. (15.45 kg)
1628-50Z*	1431 MCM - 1590 MCM	1.465" - 1.504" (37.21 mm - 38.20 mm)	10-3/4" (273 mm)	34 lbs. (15.45 kg)
1628-50A*	1590 MCM	1.544" (39.22 mm)	10-3/4" (273 mm)	34 lbs. (15.45 kg)
1628-50B*	1780 MCM	1.602" (40.69 mm)	10-3/4" (273 mm)	34 lbs. (15.45 kg)
1628-50C*	2034.5 MCM	1.681" (42.70 mm)	10-3/4" (273 mm)	34 lbs. (15.45 kg)
1628-50D*	2156 MCM - 2167 MCM	1.735" - 1.762" (44.12 mm - 44.75 mm)	10-3/4" (273 mm)	34 lbs. (15.45 kg)
1628-50E*	2312 MCM	1.802" (45.77 mm)	10-3/4" (273 mm)	34 lbs. (15.45 kg)
1628-50F*	2515 MCM	1.88" (47.75 mm)	10-3/4" (273 mm)	34 lbs. (15.45 kg)



- Removable bolt on floating jaw, secured by a slotted nut and cotter pin. Jaw provides increased cable coverage.

**Note:** Jaw must be removed to insert cable.




605 - 2515 MCM  
.966" - 1.88" (24.54 mm - 47.75 mm)

Authentic Klein® Grips

# ACSS (Aluminum Conductor Steel Supported)

## Chicago® Grip – 1628-50 Series

- Round jaws shaped to provide maximum contact with circumference of cable, less likely to cause cable deformation.
- Supplied with spring and locking loop handles, allowing jaws to be held in open position for easier placement on cable.
- Removable bolt on floating jaw, secured by a slotted nut and cotter pin. Jaw provides increased cable coverage.



1628-50

**E** 25,000 lbs. (11,340 kg) Maximum Safe Load with bolt on jaw

### For Cable Diameter

## 605 - 2515 MCM

.966" - 1.88" (24.54 mm - 47.75 mm)

MCM Cable Size	Diameter inches (mm)	No. of Alum. Steel Strands	Code Word	Cat. No.
605 MCM	.966" (24.54 mm)	26 x 7	Squab/ACSS	1628-50P*
636 MCM	.977" (24.82 mm)	24 x 7	Rook/ACSS	1628-50P*
636 MCM	.991" (25.15 mm)	26 x 7	Grosbeak/ACSS	1628-50P*
605 MCM	.994" (25.25 mm)	30 x 7	Wood Duck/ACSS	1628-50P*
605 MCM	.994" (25.25 mm)	30 x 19	Teal/ACSS	1628-50P*
666.6 MCM	1.00" (25.40 mm)	24 x 7	Flamingo/ACSS	1628-50P*
666.6 MCM	1.014" (25.76 mm)	26 x 7	Gannet/ACSS	1628-50P*
636 MCM	1.019" (25.88 mm)	30 x 19	Egret/ACSS	1628-50R*
636 MCM	1.019" (25.88 mm)	30 x 7	Scoter/ACSS	1628-50R*
715.5 MCM	1.051" (26.70 mm)	26 x 7	Starling/ACSS	1628-50R*
795 MCM	1.063" (27.00 mm)	45 x 7	Tern/ACSS	1628-50R*
715.5 MCM	1.081" (27.46 mm)	30 x 19	Redwing/ACSS	1628-50S*
795 MCM	1.092" (27.74 mm)	24 x 7	Cuckoo/ACSS	1628-50S*
795 MCM	1.092" (27.76 mm)	54 x 7	Condor/ACSS	1628-50S*
795 MCM	1.107" (28.14 mm)	26 x 7	Drake/ACSS	1628-50S*
900 MCM	1.131" (28.73 mm)	45 x 7	Ruddy/ACSS	1628-50S*
795 MCM	1.140" (28.96 mm)	30 x 19	Mallard/ACSS	1628-50S*
900 MCM	1.162" (29.51 mm)	54 x 7	Canary/ACSS	1628-50T*
954 MCM	1.165" (29.59 mm)	20 x 7	Corncrake/ACSS	1628-50T*
954 MCM	1.165" (29.59 mm)	45 x 7	Rail/ACSS	1628-50T*
954 MCM	1.175" (29.85 mm)	48 x 7	Towhee/ACSS	1628-50T*
954 MCM	1.196" (30.38 mm)	54 x 7	Cardinal/ACSS	1628-50T*
954 MCM	1.196" (30.38 mm)	24 x 7	Redbird/ACSS	1628-50T*

**E**  
25,000 lbs.  
with bolt on jaw

MCM Cable Size	Diameter inches (mm)	No. of Alum. Steel Strands	Code Word	Cat. No.
1033.5 MCM	1.212" (30.81 mm)	45 x 7	Ortolan/ACSS	1628-50U*
1033.5 MCM	1.245" (31.65 mm)	54 x 7	Curlew/ACSS	1628-50U*
1113 MCM	1.258" (31.95 mm)	45 x 7	Bluejay/ACSS	1628-50U*
1113 MCM	1.292" (32.84 mm)	54 x 19	Finch/ACSS	1628-50W*
1192.5 MCM	1.302" (33.07 mm)	45 x 7	Bunting/ACSS	1628-50W*
1192.5 MCM	1.337" (33.99 mm)	54 x 19	Grackle/ACSS	1628-50X*
1272 MCM	1.345" (34.16 mm)	45 x 7	Bittern/ACSS	1628-50X*
1272 MCM	1.381" (35.10 mm)	54 x 19	Pheasant/ACSS	1628-50X*
1351.5 MCM	1.386" (35.20 mm)	45 x 7	Dipper/ACSS	1628-50X*
1351.5 MCM	1.424" (36.17 mm)	54 x 19	Martin/ACSS	1628-50Y*
1431 MCM	1.427" (36.25 mm)	45 x 7	Bobolink/ACSS	1628-50Y*
1431 MCM	1.465" (37.21 mm)	54 x 19	Plover/ACSS	1628-50Z*
1590 MCM	1.504" (38.15 mm)	45 x 7	Lapwing/ACSS	1628-50Z*
1590 MCM	1.544" (39.24 mm)	54 x 19	Falcon/ACSS	1628-50A*
1780 MCM	1.602" (40.69 mm)	84 x 19	Chukar/ACSS	1628-50B*
2034.5 MCM	1.681" (42.70 mm)	72 x 7	Mockingbird/ACSS	1628-50C*
2167 MCM	1.735" (44.12 mm)	72 x 7	Kiwi/ACSS	1628-50D*
2156 MCM	1.762" (44.75 mm)	84 x 19	Bluebird/ACSS	1628-50D*
2312 MCM	1.802" (45.77 mm)	76 x 19	Thrasher/ACSS	1628-50E*
2515 MCM	1.88" (47.75 mm)	76 x 19	Joreau/ACSS	1628-50F*

**E**  
25,000 lbs.  
with bolt on jaw

\*Klein Tools recommends using the 1628-50 series grips for ACSS cable. Special order only. **Application must be confirmed prior to ordering.** Please allow 30 days for delivery. Jaw must be removed to insert cable.



**Note:** Jaw must be removed to insert cable.

Authentic Klein® Grips are Made in the USA

605 - 2515 MCM  
.966" - 1.88" (24.54 mm - 47.75 mm)

www.kleintools.com

# ACSS/TW (Aluminum Conductor Steel Supported/Trapezoidal Wire)

For Cable Diameter

**795 - 2627.3 MCM**

**.960" - 1.762" (24.38 mm - 44.75 mm)**

**E**  
25,000 lbs.  
with bolt on jaw

MCM Cable Size	Diameter inches (mm)	No. of Alum. & Steel Strands	Code Word	Cat. No
795 MCM	.960" (24.38 mm)	17 x 7	Tern/ACSS/TW	1628-50P*
768.2 MCM	.977" (24.82 mm)	20 x 7	Maumee/ACSS/TW	1628-50P*
795 MCM	.980" (24.89 mm)	18 x 7	Puffin/ACSS/TW	1628-50P*
795 MCM	.993" (25.22 mm)	20 x 7	Condor/ACSS/TW	1628-50P*
762.8 MCM	.990" (25.15 mm)	20 x 7	Wabash/ACSS/TW	1628-50P*
795 MCM	1.010" (25.65 mm)	20 x 7	Drake/ACSS/TW	1628-50P*
954 MCM	1.049" (26.64 mm)	30 x 7	Phoenix/ACSS/TW	1628-50R*
957.2 MCM	1.060" (26.92 mm)	32 x 7	Kettle/ACSS/TW	1628-50R*
954 MCM	1.061" (26.94 mm)	32 x 7	Rail/ACSS/TW	1628-50R*
946.7 MCM	1.077" (27.36 mm)	35 x 7	Fraser/ACSS/TW	1628-50R*
954 MCM	1.084" (27.53 mm)	20 x 7	Cardinal/ACSS/TW	1628-50S*
1033.5 MCM	1.089" (27.66 mm)	30 x 7	Snowbird/ACSS/TW	1628-50S*
966.2 MCM	1.092" (27.73 mm)	21 x 7	Columbia/ACSS/TW	1628-50S*
959.6 MCM	1.108" (28.14 mm)	22 x 7	Suwannee/ACSS/TW	1628-50S*
1033.5 MCM	1.102" (27.99 mm)	32 x 7	Ortolan/ACSS/TW	1628-50S*
1033.5 MCM	1.129" (28.68 mm)	21 x 7	Curlew/ACSS/TW	1628-50S*
1113 MCM	1.129" (28.68 mm)	30 x 7	Avocet/ACSS/TW	1628-50S*
1113 MCM	1.143" (29.03 mm)	33 x 7	Bluejay/ACSS/TW	1628-50T*
1168.1 MCM	1.155" (29.34 mm)	30 x 7	Cheyenne/ACSS/TW	1628-50T*
1158 MCM	1.165" (29.59 mm)	33 x 7	Genessee/ACSS/TW	1628-50T*
1192.5 MCM	1.167" (29.64 mm)	30 x 7	Oxbird/ACSS/TW	1628-50T*
1192.5 MCM	1.181" (29.99 mm)	33 x 7	Bunting/ACSS/TW	1628-50T*
1113 MCM	1.185" (30.10 mm)	38 x 19	Finch/ACSS/TW	1628-50T*
1158.4 MCM	1.196" (30.38 mm)	25 x 7	Hudson/ACSS/TW	1628-50T*
1272 MCM	1.203" (30.56 mm)	30 x 7	Scissortail/ACSS/TW	1628-50T*
1272 MCM	1.203" (30.56 mm)	30 x 7	Catawba/ACSS/TW	1628-50T*
1257.1 MCM	1.213" (30.81 mm)	35 x 7	Nelson/ACSS/TW	1628-50U*
1272 MCM	1.220" (30.99 mm)	35 x 7	Bittern/ACSS/TW	1628-50U*
1192.5 MCM	1.225" (31.12 mm)	38 x 19	Grackle/ACSS/TW	1628-50U*
1233.6 MCM	1.245" (31.62 mm)	38 x 19	Yukon/ACSS/TW	1628-50U*
1371.5 MCM	1.248" (31.70 mm)	30 x 7	Truckee/ACSS/TW	1628-50U*
1351.5 MCM	1.256" (31.90 mm)	35 x 7	Dipper/ACSS/TW	1628-50U*
1272 MCM	1.264" (32.11 mm)	39 x 19	Pheasant/ACSS/TW	1628-50U*
1359.7 MCM	1.269" (32.23 mm)	36 x 7	Mackenzie/ACSS/TW	1628-50W*
1431 MCM	1.291" (32.79 mm)	36 x 7	Bobolink/ACSS/TW	1628-50W*
1467.8 MCM	1.292" (32.82 mm)	33 x 7	St. Croix/ACSS/TW	1628-50W*
1334.6 MCM	1.293" (32.84 mm)	39 x 19	Thames/ACSS/TW	1628-50W*
1351.5 MCM	1.300" (33.02 mm)	39 x 19	Martin/ACSS/TW	1628-50W*
1455.3 MCM	1.302" (33.07 mm)	36 x 7	Miramichi/ACSS/TW	1628-50W*
1569 MCM	1.334" (33.88 mm)	33 x 7	Platte/ACSS/TW	1628-50X*
1431 MCM	1.337" (33.96 mm)	39 x 19	Plover/ACSS/TW	1628-50X*
1433.6 MCM	1.338" (33.99 mm)	39 x 19	Merrimack/ACSS/TW	1628-50X*
1557.4 MCM	1.345" (34.16 mm)	36 x 7	Potomac/ACSS/TW	1628-50X*
1590 MCM	1.358" (34.49 mm)	36 x 7	Lapwing/ACSS/TW	1628-50X*
1533.3 MCM	1.382" (35.10 mm)	39 x 19	Rio Grande/ACSS/TW	1628-50X*
1657.4 MCM	1.386" (35.20 mm)	36 x 7	Schuykill/ACSS/TW	1628-50X*
1590 MCM	1.408" (35.76 mm)	42 x 19	Falcon/ACSS/TW	1628-50Y*
1622 MCM	1.424" (36.17 mm)	39 x 19	Pecos/ACSS/TW	1628-50Y*
1758.6 MCM	1.427" (36.25 mm)	37 x 7	Pee Dee/ACSS/TW	1628-50Y*
1780 MCM	1.445" (36.70 mm)	37 x 19	Chukar/ACSS/TW	1628-50Y*
1730.6 MCM	1.465" (37.21 mm)	39 x 19	James/ACSS/TW	1628-50Z*
1949.6 MCM	1.504" (38.20 mm)	42 x 7	Athabaska/ACSS/TW	1628-50Z*
1926.9 MCM	1.545" (39.24 mm)	42 x 19	Cumberland/ACSS/TW	1628-50A*
2153.8 MCM	1.602" (40.69 mm)	64 x 19	Powder/ACSS/TW	1628-50B*
2156 MCM	1.608" (40.84 mm)	64 x 19	Bluebird/ACSS/TW	1628-50B*
2627.3 MCM	1.762" (44.75 mm)	64 x 19	Santee/ACSS/TW	1628-50D*

\*Klein Tools recommends using the 1628-50 series grips for ACSS and ACSS/TW cable. Special order only.  
Application must be confirmed prior to ordering. Please allow 30 days for delivery. Jaw must be removed to insert cable.



795 - 2627.3 MCM  
.960" - 1.762" (24.38 mm - 44.75 mm)

Authentic Klein® Grips

# AAC (All Aluminum Conductor)

For Cable Diameter

## 4 AWG - 650 MCM

.231" - .928" (5.87 mm - 23.57 mm)

### MAXIMUM SAFE LOAD


See facing page  
for grip details.

AWG or MCM Cable Size	Diameter inches (mm)	No. of Alum. Strands	Code Word	MAXIMUM SAFE LOAD			
				A 4,500 lbs (2041 kg)	B 8,000 lbs (3629 kg)	C 15,000 lbs (6803 kg)	D 20,000 lbs (9072 kg)
				Cat. No.	Cat. No.	Cat. No.	Cat. No.
4	.231" (5.87 mm)	7	Rose	1656-20, 1656-20H and S1656-20H			
2	.292" (7.42 mm)	7	Iris	1656-20, 1656-20H and S1656-20H			
1	.328" (8.33 mm)	7	Pansy	1656-20, 1656-20H, S1656-20H, 1656-30, 1656-30H and S1656-30H		1628-16PE*	
1/0	.369" (9.36 mm)	7	Poppy	1656-20, 1656-20H, S1656-20H, 1656-30, 1656-30H and S1656-30H		1628-16PF*	
2/0	.414" (10.51 mm)	7	Aster	1656-30, 1656-30H and S1656-30H		1628-16PG*	
3/0	.465" (11.81 mm)	7	Phlox	1656-30, 1656-30H and S1656-30H		1628-16PH*	
4/0	.522" (13.25 mm)	7	Oxlip	1656-30, 1656-30H and S1656-30H		1628-16PI*	
250 MCM	.567" (14.40 mm)	7	Sneezewort		1656-40, 1656-40H and S1656-40H	1628-16PI*	
250 MCM	.574" (14.58 mm)	19	Valerian		1656-40, 1656-40H and S1656-40H	1628-16PI*	
266.8 MCM	.586" (14.88 mm)	7	Daisy		1656-40, 1656-40H and S1656-40H	1628-16PJ*	
266.8 MCM	.593" (15.05 mm)	19	Laurel		1656-40, 1656-40H and S1656-40H	1628-16PJ*	
300 MCM	.628" (15.95 mm)	19	Peony		1656-40, 1656-40H and S1656-40H	1628-16PJ*	
336.4 MCM	.665" (16.90 mm)	19	Tulip		1656-40, 1656-40H and S1656-40H	1628-16PK*	
350 MCM	.678" (17.22 mm)	19	Daffodil		1656-40, 1656-40H and S1656-40H	1628-16PK*	
397.5 MCM	.724" (18.38 mm)	19	Canna		1656-40, 1656-40H and S1656-40H	1628-16PL*	
450 MCM	.769" (19.53 mm)	19	Goldentuft		1656-50, 1656-50H and S1656-50H	1628-16PM*	
477 MCM	.792" (20.12 mm)	19	Cosmos		1656-50, 1656-50H and S1656-50H	1628-16PM*	
477 MCM	.794" (20.18 mm)	37	Syringa		1656-50, 1656-50H and S1656-50H	1628-16PM*	
500 MCM	.811" (20.60 mm)	19	Zinnia		1656-50, 1656-50H and S1656-50H	1628-16PM*	
500 MCM	.813" (20.65 mm)	37	Hyacinth		1656-50, 1656-50H and S1656-50H	1628-16PM*	
556.5 MCM	.856" (21.73 mm)	19	Dahlia		1656-50, 1656-50H and S1656-50H	1628-16PN*	1628-30N*
556.5 MCM	.858" (21.80 mm)	37	Mistletoe		1656-50, 1656-50H and S1656-50H	1628-16PN*	1628-30N*
600 MCM	.891" (22.63 mm)	37	Meadowsweet		1656-60, 1656-60H and S1656-60H		1628-300*
636 MCM	.918" (23.31 mm)	37	Orchid		1656-60, 1656-60H and S1656-60H	*Special order only. Please allow 30 days for delivery.	1628-300*
650 MCM	.928" (23.57 mm)	37	Heuchera	"S" is for spring. "H" is for hot latch.	1656-60, 1656-60H and S1656-60H	These are not returnable.	1628-300*

## Hot-line Latch

The hot-line latch is designed for placing a grip on cable with a hot-line stick. The three notches in the hot-line latch adjust the balance of the grip to better match the direction of the cable sag.

- When stick is removed, latch closes automatically to guard against grip accidentally disengaging from wire.
- Standard hot-line grips are not supplied with springs or lock-open features.



4 AWG - 650 MCM  
.231" - .928" (5.87 mm - 23.57 mm)

www.kleintools.com


# AAC (All Aluminum Conductor)

## Chicago® Grip – 1656 Series

- Round, smooth inside jaw contour on this series of grips is recommended for bare AAC.
- Smooth jaws grip with maximum contact and are less likely to cause cable deformation.



1656-30



1656-40H

### A 4,500 lbs. (2,041 kg) Maximum Safe Load

Cat. No.	Hot Latch Model No.	Hot Latch/Spring Model No.	Min. to Max. Cable AWG	Min. to Max. Cable Diameter inches (mm)	Jaw Length	Approx. Weight Each
1656-20	1656-20H	S1656-20H	4 - 1/0	.231" - .369" (5.87 mm - 9.37 mm)	4" (102 mm)	3 lbs. (1.36 kg)
1656-30	1656-30H	S1656-30H	1- 4/0	.328" - .522" (8.33 mm - 13.26 mm)	4-3/4" (121 mm)	3.75 lbs. (1.70 kg)

### B 8,000 lbs. (3,629 kg) Maximum Safe Load

Cat. No.	Hot Latch Model No.	Hot Latch/Spring Model No.	Min. to Max. Cable MCM	Min. to Max. Cable Diameter inches (mm)	Jaw Length	Approx. Weight Each
1656-40	1656-40H	S1656-40H	250 MCM - 397.5 MCM	.567" - .724" (14.40 mm - 18.39 mm)	5-1/2" (140 mm)	8.30 lbs. (3.76 kg)
1656-50	1656-50H	S1656-50H	450 MCM - 556.5 MCM	.769" - .858" (19.53 mm - 21.79 mm)	5-1/2" (140 mm)	8.30 lbs. (3.76 kg)
1656-60	1656-60H	S1656-60H	600 MCM - 650 MCM	.891" - .928" (22.63 mm - 23.57 mm)	5-1/2" (140 mm)	8.20 lbs (3.71 kg)

## Chicago® Grip – 1628-16P and 1628-30 Series

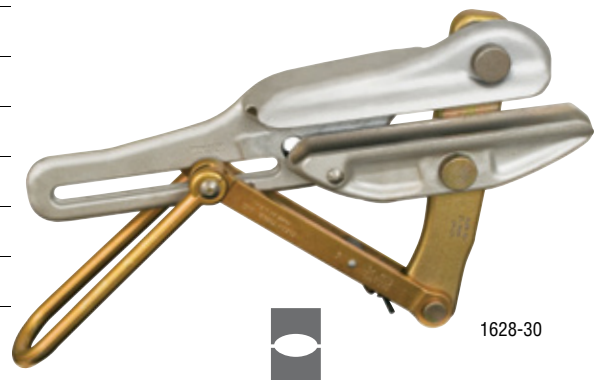
- Designed for large-diameter AAC cables.
- Round jaws are shaped to provide maximum contact with the cable, virtually eliminating cable deformation.

### C 15,000 lbs. (6,803 kg) Maximum Safe Load

Cat. No.	Min. to Max. Cable AWG or MCM	Min. to Max. Cable Diameter inches (mm)	Jaw Length	Approx. Weight Each
1628-16PE* 1		.328" (8.33 mm)	7-1/4" (184 mm)	17 lbs. (7.73 kg)
1628-16PF* 1/0		.369" (9.37 mm)	7-1/4" (184 mm)	17 lbs. (7.73 kg)
1628-16PG* 2/0		.414" (10.52 mm)	7-1/4" (184 mm)	17 lbs. (7.73 kg)
1628-16PH* 3/0		.465" (11.81 mm)	7-1/4" (184 mm)	17 lbs. (7.73 kg)
1628-16PI* 250 MCM		.567" - .574" (14.40 mm - 14.58 mm)	7-1/4" (184 mm)	17 lbs. (7.73 kg)
1628-16PJ* 266.8 MCM - 300 MCM		.586" - .628" (14.88 mm - 15.95 mm)	7-1/4" (184 mm)	17 lbs. (7.73 kg)
1628-16PK* 336.4 MCM - 350 MCM		.665" - .678" (16.89 mm - 17.22 mm)	7-1/4" (184 mm)	17 lbs. (7.73 kg)
1628-16PL* 397.5 MCM		.724" (18.39 mm)	7-1/4" (184 mm)	17 lbs. (7.73 kg)
1628-16PM* 450 MCM - 500 MCM		.769" - .813" (19.53 mm - 20.65 mm)	7-1/4" (184 mm)	17 lbs. (7.73 kg)
1628-16PN* 556.5 MCM		.856" - .858" (21.74 mm - 21.79 mm)	7-1/4" (184 mm)	17 lbs. (7.73 kg)



1628-16P



1628-30

### D 20,000 lbs. (9,072 kg) Maximum Safe Load

Cat. No.	Min. to Max. Cable MCM	Min. to Max. Cable Diameter inches (mm)	Jaw Length	Approx. Weight Each
1628-30N**	556.5 MCM	.856" - .858" (21.74 mm - 21.79 mm)	10-3/4" (273 mm)	27 lbs. (12.27 kg)
1628-300**	600 MCM - 650 MCM	.891" - .928" (22.63 mm - 23.57 mm)	10-3/4" (273 mm)	27 lbs. (12.27 kg)

\*\* Maximum safe stringing tension 12,500 lbs to minimize cable deformation.

\*These grips are special order only. Please allow 30 days for delivery. These are not returnable.



4 AWG - 650 MCM  
.231" - .928" (5.87 mm - 23.57 mm)

Authentic Klein® Grips

# AAC (All Aluminum Conductor)

See facing page  
for grip details.

## For Cable Diameter

### 700 - 2500 MCM

.963" - 1.823" (24.46 mm - 46.30 mm)

## MAXIMUM SAFE LOAD

MCM Cable Size	Diameter inches (mm)	No. of Alum.	Code Word	MAXIMUM SAFE LOAD				
				A 5,500 lbs (2,268 kg)	B 8,000 lbs (3,629 kg)	C 20,000 lbs (9,072 kg)	D 25,000 lbs (11,340 kg)	E 25,000 lbs. with bolt on jaw
				Cat. No.	Cat. No.	Cat. No.	Cat. No.	Cat. No.
700 MCM	.963" (24.46 mm)	37	Verbena		1678-20	1628-30P*		1628-50P*
700 MCM	.964" (24.49 mm)	61	Flag		1678-20	1628-30P*		1628-50P*
715.5 MCM	.974" (24.73 mm)	37	Violet		1678-20	1628-30P*		1628-50P*
715.5 MCM	.975" (24.76 mm)	61	Nasturtium		1678-20	1628-30P*		1628-50P*
750 MCM	.997" (25.32 mm)	37	Petunia		1678-20	1628-30P*		1628-50P*
750 MCM	.998" (25.35 mm)	61	Cattail		1678-20	1628-30P*		1628-50P*
795 MCM	1.026" (26.07 mm)	37	Arbutus	1678-30		1628-30R*		1628-50R*
795 MCM	1.028" (26.11 mm)	61	Lilac	1678-30		1628-30R*		1628-50R*
800 MCM	1.029" (26.14 mm)	37	Fuchsia	1678-30		1628-30R*		1628-50R*
800 MCM	1.031" (26.19 mm)	61	Heliotrope	1678-30		1628-30R*		1628-50R*
874.5 MCM	1.076" (27.37 mm)	37	Anemone	1678-30		1628-30R*		1628-50R*
874.5 MCM	1.077" (27.36 mm)	61	Crocus	1678-30		1628-30R*		1628-50R*
900 MCM	1.092" (27.74 mm)	37	Cockscomb	1678-40		1628-30S*		1628-50S*
954 MCM	1.124" (28.55 mm)	37	Magnolia	1678-40		1628-30S*		1628-50S*
954 MCM	1.126" (28.60 mm)	61	Goldenrod	1678-40		1628-30S*		1628-50S*
1000 MCM	1.152" (29.26 mm)	61	Camellia	1678-50		1628-30T*		1628-50T*
1000 MCM	1.152" (29.26 mm)	37	Hawkweed	1678-50		1628-30T*		1628-50T*
1033.5 MCM	1.170" (29.71 mm)	37	Bluebell	1678-50		1628-30T*		1628-50T*
1033.5 MCM	1.172" (29.76 mm)	61	Larkspur	1678-50		1628-30T*		1628-50T*
1113 MCM	1.216" (30.88 mm)	61	Marigold			1628-30U*	1628-40U*	1628-50U*
1192.5 MCM	1.258" (31.96 mm)	61	Hawthorn			1628-30U*	1628-40U*	1628-50U*
1272 MCM	1.297" (32.94 mm)	61	Narcissus				1628-40W*	1628-50W*
1351.5 MCM	1.339" (34.02 mm)	61	Columbine				1628-40X*	1628-50X*
1431 MCM	1.379" (35.02 mm)	61	Carnation				1628-40X*	1628-50X*
1510.5 MCM	1.417" (35.98 mm)	61	Gladiolus				1628-40Y*	1628-50Y*
1590 MCM	1.454" (36.93 mm)	61	Coreopsis				1628-40Z*	1628-50Z*
1750 MCM	1.524" (38.72 mm)	61	Jessamine				1628-40A*	1628-50A*
2000 MCM	1.630" (41.41 mm)	91	Cowslip					1628-50B*
2250 MCM	1.729" (43.92 mm)	91	Sagebrush					1628-50D*
2500 MCM	1.823" (46.30 mm)	91	Lupine					1628-50E*

\*Special order only.  
Please allow 30 days for delivery.  
These are not returnable.

\*\* Maximum safe stringing tension 12,500 lbs to minimize cable deformation.

## Chicago® Grip - 1678 Series

- Round jaws shaped to provide maximum contact with circumference of cable, less likely to cause cable deformation.
- Supplied with spring and locking loop handles, allowing jaws to be held in open position for easier placement on cable.



1678-30

### A 5,500 lbs. (2,495 kg) Maximum Safe Load

Cat. No.	Min. to Max. Cable MCM	Min. to Max. Cable Diameter inches (mm)	Jaw Length	Approx. Weight Each
1678-30	795 MCM - 874.5 MCM	1.026" - 1.077" (26.06 mm - 27.36 mm)	5 11/16" (144mm)	8.20 lbs. (3.71 kg)
1678-40	900 MCM - 954 MCM	1.092" - 1.126" (27.74 mm - 28.60 mm)	5 11/16" (144mm)	8.20 lbs. (3.71 kg)
1678-50	1000 MCM - 1033.5 MCM	1.152" - 1.172" (29.26 mm - 29.77 mm)	5 11/16" (144mm)	7.90 lbs. (3.58 kg)

700 - 2500 MCM  
.963" - 1.823" (24.46 mm - 46.30 mm)


www.kleintools.com

# AAC (All Aluminum Conductor)

## Chicago® Grip – 1678 Series (continued)

### B 8,000 lbs. (3,629 kg) Maximum Safe Load

Cat. No.	Min. to Max. Cable MCM	Min. to Max. Cable Diameter inches (mm)	Jaw Length	Approx. Weight Each
1678-20	700 MCM - 750 MCM	.963" - .998" (24.46 mm - 25.35 mm)	5-11/16" (144 mm)	8.30 lbs. (3.71 kg)




1678-20

## Chicago® Grip – 1628 Series

- Round jaws are shaped to provide maximum contact with the cable, virtually eliminating cable deformation.

### C 20,000 lbs. (9,072 kg) Maximum Safe Load


Cat. No.	Min. to Max. Cable MCM	Min. to Max. Cable Diameter inches (mm)	Jaw Length	Approx. Weight Each
1628-30P*	700 MCM - 750 MCM	.963" - .998" (24.46 mm - 25.35 mm)	10-3/4" (273 mm)	27 lbs. (12.27 kg)
1628-30R*	795 MCM - 874.5 MCM	1.026" - 1.077" (26.06 mm - 27.36 mm)	10-3/4" (273 mm)	27 lbs. (12.27 kg)
1628-30S*	900 MCM - 954 MCM	1.092" - 1.126" (27.74 mm - 28.60 mm)	10-3/4" (273 mm)	27 lbs. (12.27 kg)
1628-30T*	1000 MCM - 1033.5 MCM	1.152" - 1.172" (29.26 mm - 29.77 mm)	10-3/4" (273 mm)	27 lbs. (12.27 kg)
1628-30U*	1113 MCM - 1192.5 MCM	1.216" - 1.258" (30.89 mm - 31.95 mm)	10-3/4" (273 mm)	27 lbs. (12.27 kg)



1628-30

### D 25,000 lbs. (11,340 kg) Maximum Safe Load

Cat. No.	Min. to Max. Cable MCM	Min. to Max. Cable Diameter inches (mm)	Jaw Length	Approx. Weight Each
1628-40U*	1113 MCM - 1192.5 MCM	1.216" - 1.258" (30.89 mm - 31.95 mm)	10-3/4" (273 mm)	34 lbs. (15.45 kg)
1628-40W*	1272 MCM	1.297" (32.94 mm)	10-3/4" (273 mm)	34 lbs. (15.45 kg)
1628-40X*	1351.5 MCM - 1431 MCM	1.339" - 1.379" (34.01 mm - 35.03 mm)	10-3/4" (273 mm)	34 lbs. (15.45 kg)
1628-40Y*	1510.5 MCM	1.417" (35.99 mm)	10-3/4" (273 mm)	34 lbs. (15.45 kg)
1628-40Z*	1590 MCM	1.454" (36.93 mm)	10-3/4" (273 mm)	34 lbs. (15.45 kg)
1628-40A*	1750 MCM	1.524" (38.71 mm)	10-3/4" (273 mm)	34 lbs. (15.45 kg)



1628-40

\*These grips are special order only. Please allow 30 days for delivery. These are not returnable.

### E 25,000 lbs. (11,340 kg) Maximum Safe Load with bolt on jaw

Cat. No.	Min. to Max. Cable MCM	Min. to Max. Cable Diameter inches (mm)	Jaw Length	Approx. Weight Each
1628-50P*	700 MCM - 750 MCM	.963" - .998" (24.46 mm - 25.35 mm)	10-3/4" (273 mm)	34 lbs. (15.45 kg)
1628-50R*	795 MCM - 874.5 MCM	1.026" - 1.077" (26.06 mm - 27.36 mm)	10-3/4" (273 mm)	34 lbs. (15.45 kg)
1628-50S*	900 MCM - 954 MCM	1.092" - 1.126" (27.74 mm - 28.60 mm)	10-3/4" (273 mm)	34 lbs. (15.45 kg)
1628-50T*	1000 MCM - 1033.5 MCM	1.152" - 1.172" (29.26 mm - 29.77 mm)	10-3/4" (273 mm)	34 lbs. (15.45 kg)
1628-50U*	1113 MCM - 1192.5 MCM	1.216" - 1.258" (30.89 mm - 31.95 mm)	10-3/4" (273 mm)	34 lbs. (15.45 kg)
1628-50W*	1272 MCM	1.297" (32.94 mm)	10-3/4" (273 mm)	34 lbs. (15.45 kg)
1628-50X*	1351.5 MCM - 1431 MCM	1.339" - 1.379" (34.01 mm - 35.03 mm)	10-3/4" (273 mm)	34 lbs. (15.45 kg)
1628-50Y*	1510.5 MCM	1.417" (35.99 mm)	10-3/4" (273 mm)	34 lbs. (15.45 kg)
1628-50Z*	1590 MCM	1.454" (36.93 mm)	10-3/4" (273 mm)	34 lbs. (15.45 kg)
1628-50A*	1750 MCM	1.524" (38.71 mm)	10-3/4" (273 mm)	34 lbs. (15.45 kg)
1628-50B*	2000 MCM	1.630" (41.40 mm)	10-3/4" (273 mm)	34 lbs. (15.45 kg)
1628-50D*	2250 MCM	1.729" (43.92 mm)	10-3/4" (273 mm)	34 lbs. (15.45 kg)
1628-50E*	2500 MCM	1.823" (46.30 mm)	10-3/4" (273 mm)	34 lbs. (15.45 kg)



- Removable bolt on floating jaw, secured by a slotted nut and cotter pin. Jaw provides increased cable coverage.

**Note:** Jaw must be removed to insert cable.



700 - 2500 MCM  
.963" - 1.823" (24.46 mm - 46.30 mm)


Authentic Klein® Grips



# Copper

## Bare Stranded Chicago® Grips – 1656 Series

- Round, smooth inside jaw contour on this series of grips is ideal for stranded-copper cables.
- Smooth jaws grip with maximum contact and are less likely to cause cable deformation.




1656-30

Cat. No.	Hot Latch Model No.	Hot Latch/Spring Model No.	Min. to Max. Cable Diameter inches (mm)	Jaw Length	Approx. Weight Each
<b>4,500 lbs. (2,041 kg) Maximum Safe Load</b>					
1656-20	1656-20H	S1656-20H	.20" - .40" (5.08 mm - 10.16 mm)	4" (102 mm)	3 lbs. (1.36 kg)
1656-30	1656-30H	S1656-30H	.31" - .53" (7.87 mm - 13.46 mm)	4 3/4" (121 mm)	3.75 lbs (1.70 kg)
<b>8,000 lbs. (3,629) Maximum Safe Load</b>					
1656-40	1656-40H	S1656-40H	.53" - .74" (13.46 mm - 18.80 mm)	5 1/2" (140 mm)	8.30 lbs (3.76 kg)
1656-50	1656-50H	S1656-50H	.74" - .86" (18.80 mm - 21.84 mm)	5 1/2" (140 mm)	8.30 lbs (3.76 kg)
1656-60	1656-60H	S1656-60H	.86" - .96" (21.84 mm - 24.38 mm)	5 1/2" (140 mm)	8.20 lbs (3.71 kg)



## Weatherproof Stranded and Solid Chicago® Grips – 1611 Series

- Round inside jaw contour for weatherproof coated wire.
- Notches in jaw provide firm grip on insulation.



Notched Jaw

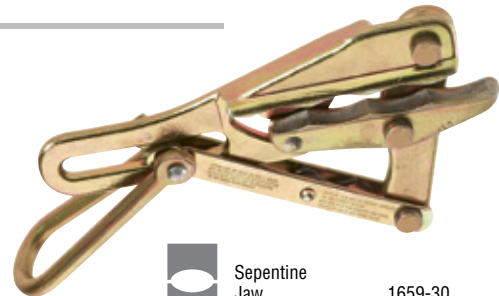
1611-30

Cat. No.	Min. to Max. Cable Diameter inches (mm)	Jaw Length	Approx. Weight Each
<b>4,500 lbs. (2,041 kg) Maximum Safe Load</b>			
1611-20	.20" - .40" (5.08 mm - 10.16 mm)	4-3/16" (106 mm)	3 lbs. (1.36 kg)
1611-30	.31" - .53" (7.87 mm - 13.46 mm)	4-3/4" (121mm)	3.75 lbs (1.70 kg)
<b>8,000 lbs. (3,629) Maximum Safe Load</b>			
1611-40	.53" - .74" (13.46 mm - 18.80 mm)	5-11/16" (144 mm)	7.75 lbs (3.52 kg)
1611-50	.74" - .86" (18.80 mm - 21.84 mm)	5-11/16" (144 mm)	7.75 lbs (3.52 kg)

Note: Due to various types of weatherproof coatings available, selection of proper grips is determined by outside diameter of cable.

## PVC-Covered Chicago® Grips – 1659 Series

- Specially machined serpentine jaws allow insulated conductor to be inserted through jaws.
- Eliminates necessity of stripping insulation from conductor.
- Round inside-jaw contour.



Serpentine Jaw

1659-30

Cat. No.	Min. to Max. Cable Diameter inches (mm)	Jaw Length	Approx. Weight Each
<b>4,500 lbs. (2,041 kg) Maximum Safe Load</b>			
1659-20	.20" - .42" (5.08 mm - 10.67 mm)	4-3/16" (106 mm)	3 lbs. (1.36 kg)
1659-30	.31" - .50" (7.87 mm - 12.70 mm)	4-3/4" (121 mm)	3.75 lbs (1.70 kg)
<b>8,000 lbs. (3,629) Maximum Safe Load</b>			
1659-40	.49" - .79" (12.45 mm - 20.07 mm)	5-11/16" (144 mm)	7.75 lbs (3.52 kg)
1659-50	.79" - 1.01" (20.07 mm - 25.56 mm)	5-11/16" (144 mm)	7.75 lbs (3.52 kg)



# Steel Strand

## Bell System B, L, and H Chicago® Grips – 1628, 1659, 1684 & 1692 Series

- All are equipped with chain, toggle and shackle-keeps the grip from falling off of cable.
- 1659 - 5AT is similar to Bell-System type "B" Strand Puller.
- 1659-5AT is designed to pull 1/4" (6.35 mm) figure-8 telephone cable. Also has serpentine jaw.
- 1684 - 5AT is identical to Bell-System type "L" Strand Puller.
- 1628 - 16AT is identical to Bell-System type "H" Strand Puller.



 Serpentine Jaw

1659-5AT

Cat. No.	Min. to Max. Cable Diameter inches (mm)	Jaw Length	Approx. Weight Each
<b>5,000 lbs. (2,268 kg) Maximum Safe Load</b>			
1659-5AT ("B" Strand Puller)	.20" - .37" (5.08 mm - 9.40 mm)	5" (127mm)	6.70 lbs. (3.03 kg)
<b>8,000 lbs. (3,629) Maximum Safe Load</b>			
1684-5AT ("L" Strand Puller)	.218" - .550" (5.54 mm - 13.97 mm)	5" (127mm)	6.9 lbs (3.13 kg)
1692-5AT ("L" Strand Puller)	.218" - .550" (5.54 mm - 13.97 mm)	5" (127mm)	6.6 lbs (3.00 kg)
<b>15,000 lbs. (6,803 kg) Maximum Safe Load</b>			
1628-16AT ("H" Strand Puller)	.31" - .62" (7.87 mm - 15.75 mm)	7 1/4" (184 mm)	15.80 lbs (7.16 kg)

\*1692-5AT (larger clamping force than 1684-5AT)

Klein Chicago® Grip 1656-30H shown on stranded copper.





**Authentic Klein® Grips are Made in the USA**


# Steel Strand

## Aircraft Cable, EHS (Extra-High-Strength), Messenger, and Guy Strand Chicago® Grips – 1613, 1628, 1684 and 1692 Series

- A family of grips designed for cable sizes from .12" (3.10 mm) to 1" (25.4 mm).
- Double V grooves provide four-point contact, reducing chance of slipping and providing proper alignment of wire and cable. (1684-5F is a Single V with file insert.)



Replacement screws (Cat. No. 573) and file (Cat. No. 578)




Cat. No.	Hot Latch Model No.	Hot Latch/Spring Model No.	Min. to Max. Cable Diameter inches (mm)	Jaw Length	Approx. Weight Each
<b>4,500 lbs. (2,041 kg) Maximum Safe Load</b>					
1613-40	1613-40H	S1613-40H	.12" - .37" (3.05 mm - 9.40 mm)	4-3/16" (106 mm)	3 lbs. (1.36 kg)
<b>8,000 lbs. (3,629 kg) Maximum Safe Load</b>					
1684-5F (includes replacement file)	NA	NA	.16" - .550" (4.06 mm - 13.97 mm)	5" (127 mm)	6.25 lbs. (2.84 kg)
1684-5	1684-5H	S1684-5H	.218" - .550" (5.54 mm - 13.97 mm)	5" (127 mm)	6.25 lbs. (2.84 kg)
1692-5 (larger clamping force than 1684-5)	NA	NA	.218" - .550" (5.54 mm - 13.97 mm)	5" (127 mm)	6.40 lbs. (2.89 kg)
<b>8,000 lbs. (3,629 kg) Maximum Safe Load – EHS Specific</b>					
1684-74 (Includes curved jaw)	NA	S1684-74H	.218" - .550" (5.54 mm - 13.97 mm)	5" (127 mm)	6.30 lbs. (2.85 kg)
<b>15,000 lbs. (6,803 kg) Maximum Safe Load</b>					
1628-16	NA	NA	.31" - .62" (7.87 mm - 15.75 mm)	7-1/4" (184 mm)	15.30 lbs. (7.00 kg)
1628-17	NA	NA	.50" - .75" (12.70 mm - 19.05 mm)	7-1/4" (184 mm)	16.30 lbs. (7.40 kg)
1628-18	NA	NA	.75" - 1.00" (19.05 mm - 25.40 mm)	7-1/4" (184 mm)	15.70 lbs. (7.10 kg)

# Copper/Steel Strand – Chicago® Grips

## Bare Wire Chicago® Grips – 1613 Series

- Designed for working with solid and stranded bare wire from .08" (2 mm) to .20" (5.1 mm).
- Lightweight, especially economical grip.
- Single "V" groove jaw.



1613-30

Cat. No.	Minimum Cable	Maximum Cable	Maximum Safe Load	Jaw Length	Approx. Weight Each
1613-30	12 B&S solid .08" (2.03 mm)	4 B&S solid .20" (5.08 mm)	1500 lbs. (680 kg)	3" (76 mm)	1.50 lbs. (.68 kg)



Authentic Klein® Grips

Authentic Klein® Grips are Made in the USA




# Steel Strand

## Messenger and Guy Strand Haven's® Grips – 1604 Series

- Designed for use when light, compact grip is desired and where cable deformation is not a factor.
- Gripping pressure of the knurled jaw is applied to 1/4" (6.35 mm) cable area.



1604-20



1604-20L

Cat. No.	Latch Model	Min. to Max. Cable Diameter inches (mm)	Jaw Length	Approx. Weight Each
<b>2,500 lbs. (1,134 kg) Maximum Safe Load</b>				
1604-10	NA	.06" - .25" (1.52 mm - 6.35 mm)	N/A	1 lb. (.45 kg)
<b>5,000 lbs. (2,268 kg) Maximum Safe Load</b>				
1604-20	1604-20L	.125" - .50" (3.18 mm - 12.70 mm)	N/A	2.08 lbs. (1.14 kg)

## Wire Rope Haven's® Grips – 1625 Series

- Designed for use when light, compact grip is desired and where cable deformation is not a factor.
- Gripping pressure of the knurled jaw is applied to 1/4" (6.35 mm) cable area.
- All 1625 series have a swing latch to help hold cable in the jaw.



1625-20

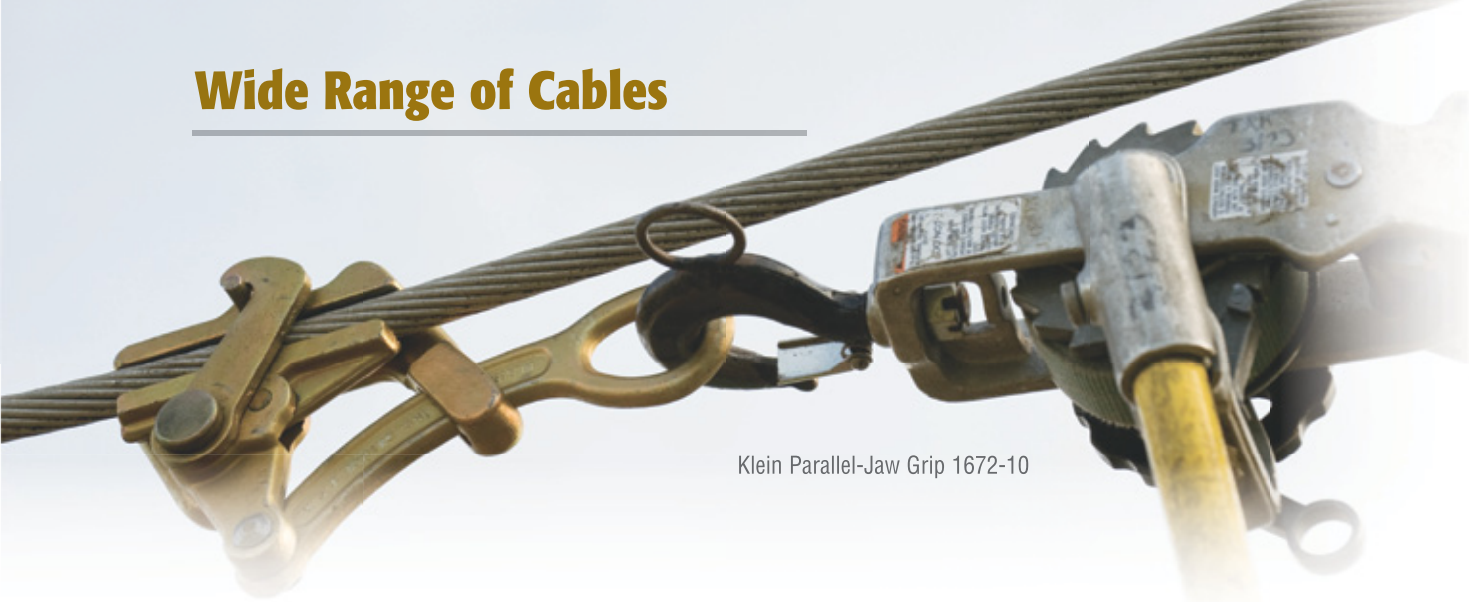


Klein Haven's Grip  
1604-20L



Cat. No.	Min. to Max. Cable Diameter inches (mm)	Jaw Length	Approx. Weight Each
<b>8,000 lbs. (3,629 kg) Maximum Safe Load</b>			
1625-20	.28" - .75" (7.11 mm - 19.05 mm)	N/A	4 lbs. (1.81 kg)
1625-20 7/8	.38" - .88" (9.65 mm - 22.35 mm)	N/A	4 lbs. (1.81 kg)
1625-20 1	.50" - 1.00" (12.70 mm - 25.40 mm)	N/A	4 lbs. (1.81 kg)


# Wide Range of Cables




Klein Parallel-Jaw Grip 1672-10



## Parallel Jaw Grips - KT4500, KT4600 and KT4800 Series



KT4602



KT4500

- The KT4500, KT4600 and KT4800 Series feature a round serrated jaw.
- KT4501, KT4502, KT4601, KT4602, KT4801, KT4802 are supplied with hot latches.
- Hot latch closes automatically to guard against grip accidentally disengaging from wire.
- Large opening in the handle to accommodate a wide variety of hooks on hoists, winches and tackle blocks.

Cat. No.	Min. to Max. Cable Diameter inches (mm)	Hot Latch	Spring	Locking Handle	Jaw Length	Approx. Weight Each
<b>5,000 lbs. (2,268 kg) Maximum Safe Load</b>						
KT4500	.180" - .600" (4.57 mm - 15.2 mm)		X		3" (76 mm)	3.75 lbs. (1.70 kg)
KT4501	.180" - .600" (4.57 mm - 15.2 mm)	X	X	X	3" (76 mm)	3.75 lbs. (1.70 kg)
KT4502	.180" - .600" (4.57 mm - 15.2 mm)	X			3" (76 mm)	3.75 lbs. (1.70 kg)
<b>10,000 lbs. (4,536 kg) Maximum Safe Load</b>						
KT4600	.300" - .800" (7.62 mm - 20.3 mm)		X		5" (127 mm)	7 lbs. (3.18 kg)
KT4601	.300" - .800" (7.62 mm - 20.3 mm)	X	X	X	5" (127 mm)	7 lbs. (3.18 kg)
KT4602	.300" - .800" (7.62 mm - 20.3 mm)	X			5" (127 mm)	7 lbs. (3.18 kg)
<b>12,000 lbs. (5,443 kg) Maximum Safe Load</b>						
KT4800	.700" - 1.25" (17.8 mm - 31.8 mm)		X		5-1/8" (130 mm)	9 lbs. (4.1 kg)
KT4801	.700" - 1.25" (17.8 mm - 31.8 mm)	X	X	X	5-1/8" (130 mm)	9 lbs. (4.1 kg)
KT4802	.700" - 1.25" (17.8 mm - 31.8 mm)	X			5-1/8" (130 mm)	9 lbs. (4.1 kg)

Klein Tools recommends using KT4500, KT4501 or KT4502 series of grips for Bezinai® GALFAN (ASTM B750) coated guy strand. Bezinai® is a registered trademark of Bekaert Corporation.



# Wide Range of Cables

## Parallel Jaw Grips – 1685 Series

- *Lightweight, compact grips pull an exceptionally wide range of cable types and sizes.*
- *Designed with a round inside-jaw contour for maximum contact to minimize cable deformation.*
- *Lower jaw is serrated to firmly grip insulated cables and conductors.*
- *Design includes a latch that prevents the grip from falling in case of jaw disengagement from the cable.*
- *Large-diameter eye accommodates large hooks on hoists, winches and tackle blocks.*

Cat. No.	Min. to Max. Cable Diameter inches (mm)	Jaw Length	Approx. Weight Each
<b>4,500 lbs. (2,041) Maximum Safe Load</b>			
1685-20	.157" - .875" (4 mm - 22 mm)	2-1/2" (64 mm)	3 lbs. (1.30 kg)
<b>7,500 lbs. (3,400 kg) Maximum Safe Load</b>			
1685-31	.625" - 1.250" (16 mm - 32 mm)	4-1/2" (114 mm)	5 lbs. (2.27 kg)



1685-20



1685-31



## Parallel Jaw Grips – 1686-10, 1686-20, 1671-10 and 1672-10

- *Longer jaws achieve a firm hold, reducing possibility of slippage and deformation to cable.*
- *Designed with a Double V jaw contour, a latch, plus a large-diameter eye that accommodates large hooks on hoists, winches, and tackle blocks.*
- *When latch is closed, it helps maintain cable position in grip jaws.*

Cat. No.	Min. to Max. Cable Diameter inches (mm)	Jaw Length	Approx. Weight Each
<b>10,000 lbs. (4,536 kg) Maximum Safe Load</b>			
1686-10	.20" - .40" (5.08 mm - 10.16 mm)	4-3/8" (111 mm)	5 lbs. (2.27 kg)
1686-20	.20" - .40" (5.08 mm - 10.16 mm)	4-3/8" (111 mm)	5 lbs. (2.27 kg)
Knurled Jaw			
1671-10	.37" - .75" (9.40 mm - 19.05 mm)	4-3/8" (111 mm)	5 lbs. (2.27 kg)
1672-10	.37" - .75" (9.40 mm - 19.05 mm)	4-3/8" (111 mm)	5 lbs. (2.27 kg)
Knurled Jaw			



1672-10




# Accessories

## Grip-Cleaning Brush Set

- Set of four wire-bristle brushes designed for cleaning Klein wire and cable-pulling grips.
- Brushes have stiff wire bristles.
- Available in round and square shapes and two lengths for efficient cleaning of different jaw configurations.
- Semi-flexible steel shafts set into comfortable wooden handles provide the necessary reach into grip jaws.



Cat. No.	Set Contains	Weight (lbs.)
25450		1.00
Description	Bristle Diameter and Length	Overall Length
round-bristle	3/8" x 3" (10 mm x 76 mm)	12" (305 mm)
square-bristle	3/8" x 3" (10 mm x 76 mm)	12" (305 mm)
round-bristle	1-9/16" x 5" (40 mm x 127 mm)	14" (356 mm)
square-bristle	1-9/16" x 5" (40 mm x 127 mm)	14" (356 mm)



25450

## Howe Wire Tool

- Strap is made of tough Klein-Kord®.
- Swivel hook is forged steel with large opening.
- Shank of hook is lengthened to reach under insulator.
- Other end has cam-lock to hold the load at any distance.
- All metal parts are galvanized.
- Max. safe load 500 lbs. (225 kg).



1702-20N

Cat. No.	Description	Weight (lbs.)
1702-20N	Klein-Kord strap 1" x 7" (25 mm x 2.1 m)	1.95

Klein Parallel Jaw Grip 1685-20 used with Howe Wire Tool.



# Grip Cleaning, Lubricating and Inspecting

The following guidelines have been established to keep all grips in good working condition.


## Cleaning




**Step 1** Use the Klein Grip Cleaning Wire Brush Set (Cat. No. 25450) or emery cloth to clean the surfaces of grip jaws (photo #1).



**Step 2** Spray Degreaser on the grip jaws, all joints and moving parts (photo #2).




**Step 3** Use the Klein Grip Cleaning Wire Brush to remove dirt and debris from the grip jaws (photo #3).



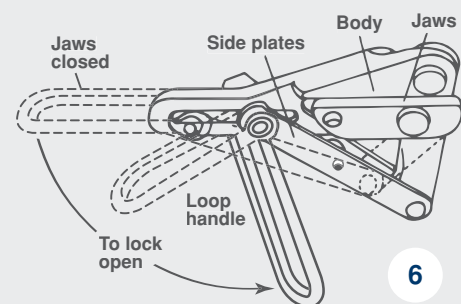
**Step 4** Wipe grips dry with soft cloth. Repeat all cleaning steps as necessary until grip is completely clean (photo #4).

## Lubricating



**Step 5** Apply Lubricant to all joints and moving parts. Do not lubricate gripping surfaces of jaws (photos left #5).

**Step 6** Carefully inspect jaw condition, proper alignment of jaws and all parts, and possible distortion caused by exceeding safe-load specifications. Grips should operate smoothly. Spring-loaded grips should lock open with loop handle in "Down" position and should close automatically with loop handle "Up." The Klein parallel jaw grip may be tested by opening and closing the jaws by hand, exercising proper caution. All parts and rivets should be checked for distortion (illustration #6).



**Never repair any grip.** Grips that are bent, misaligned, or otherwise distorted should be discarded and replaced.

If there is ever a question about the safe condition of any grip, please contact Klein Tools Customer Service directly at **847-821-5500** or **800-553-4676**.

**Note:** Aluminum strand conductors may have a die-grease coating which can deposit on grip jaws. New aluminum conductors should be wiped clean before grip application. Grip jaws should be wiped clean of all grease before use.

**Authentic Klein® Grips are Made in the USA**

# Selecting the Proper Grip

Selecting the proper grip is essential to avoid personal injury and deformation to wire and cable. Klein Tools now has three convenient ways to help you select the proper grip for your application.



**1** Call your Klein Tools' **Customer Service Representatives**, who will guide you through the selection process.



**2**

Use the **Klein Tools Grip Selection Guide** - a handy slide chart to help navigate through the selection process. Order your Grip Selection Guide (Cat. No. 98404) [www.kleintools.com](http://www.kleintools.com)

## Grip Recommendation

Klein Tools can recommend the proper grip based on a cable sample provided by the customer.

Please contact Customer Service at 800.553.4676 for further details.

Klein Tools needs a minimum cable sample of 3' (about 1 meter).

# KLEIN TOOLS®

**Authorized Distributor**



**3**

Contact your local **Klein Tools Distributor**.

### OSHA Information:

OSHA requires that all hand tools and equipment be maintained in good working order and that they be free from damage caused by wear or abuse (OSHA Part 1910, Subpart P, Section 1910.242). In addition, OSHA Part 1926, Subpart V, Section 1926.955, paragraphs (C) (7) (ii) and (C) (8) specifically state that: "The manufacturer's load rating shall not be exceeded for stringing lines, pulling lines, sock connections, and all load-bearing hardware and accessories." "Conductor grips shall not be used on wire rope unless designed for this application."

Never repair any grip. Grips that are bent, misaligned, or otherwise distorted should be discarded and replaced.

- ▲WARNING:** Grips are to be used for temporary installation, not for permanent anchorage.
- ▲WARNING:** When used on/or near energized lines, ground, insulate, or isolate grip before pulling.
- ▲WARNING:** Do not exceed rated capacity.
- ▲WARNING:** Always match proper size and type of grip to application.
- ▲WARNING:** Before each use, clean jaw area and inspect grip for proper operation to avoid slippage.

**Offering a full range of products for linemen.**




**Backsaver Belt**



**Velro Climbers**



**PoleMaster™**





Lineman  
Gloves

Secondary  
Device



Block and Tackle



Cross-Arm Sling



Pole Sling

*Pros know the difference™*



**AMERICA  
DEPENDS  
on LINEMEN**

**LINEMEN  
DEPEND  
on Klein Tools**

**KLEIN  
TOOLS®**

[www.kleintools.com](http://www.kleintools.com)

Klein Tools, Inc.

450 Bond Street

Lincolnshire, IL 60069

Phone: 800.553.4676 / 847.821.5500

Fax: 800.553.4876 / 847.478.0625



MADE IN USA

© 2008 Klein Tools, Inc.

90409