

50
YEARS
OF RELIABILITY



MORSE[®]

THE M. K. MORSE COMPANY

**POWER
TOOL**

ACCESSORIES



M. K. Morse products are manufactured in Canton, Ohio, in one of the industry's most advanced production facilities. This facility has undergone a number of expansions over the years as we developed our unique integrated manufacturing approach that helps us ship most orders for standard stock products within 24 hours.

In addition to this plant, there are M. K. Morse warehouses in California, Canada, England, Finland and India. Our products are available to professional contractors through a worldwide network of professional contractor and industrial supply distributors. To find your nearest M. K. Morse distributor call 1-800-733-3377. Internationally call 001-330-453-8187.



RAPID RESPONSE

QUESTIONS? CALL FOR SOLUTIONS
800-733-3377 ▼ 330-453-8187



Call Gary Lodge @ 615.982.2027

WE HELP POWER TOOLS DO THEIR JOB BETTER

Our whole business is making saw blades for professionals. We make blades that last longer, cut smoother and do every conceivable cutting job. We make them for plumbers, electricians, carpenters, roofers, sheet metal workers, and anyone who uses power tools.

We make it our job to never, ever, let these people down. Toward this end we've continually invested in better research and development, better manufacturing processes, better raw materials and better warehousing facilities. The result is a wide-ranging product line that offers professionals blades that work better and last longer.

THE SAW MAKERS' ART AS PRACTICED AT M. K. MORSE

Since 1963 we have been developing, improving and refining our saw blade manufacturing processes. The saw makers' art, as practiced by Morse, is a combination of state-of-the-art production facilities, engineering innovation and personal skill.

Many of our engineering and production employees have been at it for decades. Today they work in a fully integrated manufacturing facility where we do everything but make our own steel. This gives us total control of our processes, making it easier for us to meet tight production deadlines.

For more information about The M. K. Morse Company, these products or our complete line of band saw products...

visit us at mkmorse.com



Hole Cutting & Boring Tools

Advanced Edge Premium Hole Saws	5	
Master Cobalt® Bi-Metal Hole Saws	7	
Master Cobalt® Hole Saw Kits	8	
Master Cobalt® Deep Cut Hole Saws	10	
Carbide Tipped Hole Saws	10	
Tungsten Carbide Grit Hole Saws	11	
Recessed Lighting Hole Saws	11	
Arbors and Accessories	12	
Fast Adapt QR™ Arbor Systems	13	
Diamond Grit Hole Saws	14	
The Real McCoy® Bi-Metal Hole Saws	15	
The Real McCoy® Hole Saw Kits	16	
Combination Hole Saw Kits	17	
Spade Bits & Step Drills (HSS & TiN)	18	
Double Cut Auger Bits	19	
Self Feeding Wood Bits	19	

Reciprocating Saw Blades

Master Cobalt® Bi-Metal Blades	21	
Morse Bi-Metal Blades	22	
The Real McRipper® Demolition Blades	24	
Fire & Rescue Blades	24	
U-Shank Blades	24	
Bi-Metal Reciprocating Blade Kits	25	
Jab Saw	25	
Bi-Metal Air Saw Blades	25	
Diamond Grit Reciprocating Saw Blades	26	
Tungsten Carbide Grit/Tipped Blades	26	

Jig Saw Blades

Morse Bi-Metal Jig Saw Blades	28	
Carbon Jig Saw Blades	29	
Bayonet Shank Blades	30	
Carbide Grit Blades	30	

Portable Band Saw Blades

Master Cobalt® Bi-Metal Blades	32	
Morse Standard Bi-Metal Blades	32	
Carbon Blades	33	
Stationary Band Saw Blades	33	

Metal Cutting Circular Saw Blades

Morse Metal Devil NXT™ Information	35	
Morse Metal Devil® & Metal Devil NXT™	36	

Metal Cutting Circular Saw Machines

Morse Metal Devil® Circular Saws	37	
Morse Metal Devil® V-Blocks	38	
Type 1 Abrasive Wheel Mandrels	38	

Hack Saw Blades and Frames

Bi-Metal Triple Tooth™ Blades	40	
Bi-Metal Blades	40	
Carbide Grit Hack Saw Blades	41	
Hack Saw Frames	42	
PVC/ABS Hand Saw & Blades	43	
Power Hack Saw Blades	43	


Information

Merchandising Information	Back Cover
M. K. Morse Warranty	Back Cover
Mailing & Shipping Addresses	Back Cover

HOLE CUTTING & BORING TOOLS

Hole Saws

Hole saws from The M. K. Morse Company are uniquely designed to clear chips during cutting so they require less cutting pressure and last longer. When it comes to making holes in any material, Morse leads the way.

Blade Type	Application
Advanced Edge Premium Bi-Metal Hole Saws	Engineered for optimized cutting performance and life. Exceptional durability yields cost-per-cut savings over other saws when cutting stainless steel, steel, machinable metals, nail-embedded woods & plastics.
Master Cobalt® Bi-Metal AV Hole Saws	All types of machinable metal including stainless steel, wood, nail-embedded wood, plastic. Standard 1-1/2" cutting depth cuts through 2 x 4's. Requires a separate arbor for operation.
Tungsten Carbide Tipped AT Hole Saws	Nail free wood, plastic, fiberglass, drywall, fiberboard, plaster, acoustic tile, countertops. Coarser tooth pitch than bimetal hole saws for very fast cutting in soft abrasive material. Not recommended for pipe. Standard 1-1/2" cutting depth. Requires separate arbor.
Tungsten Carbide Grit Edge ATCG Hole Saws	For use in hard or abrasive material. Cement, brick, cinder block, cement board, plaster with lath, unglazed ceramics, fiberglass, composites, computer flooring, acoustic tile. Standard 1-1/2" cutting depth. Requires separate arbor.
Diamond Grit Edge Hole Saws 	Extremely hard or brittle materials where cut finish is important. Use with granite (stone), ceramic tile, glass block, architectural stone, brick (masonry), cast iron, laminate flooring.
Real McCoy® Bi-Metal TA Hole Saws w/ Built-In Arbor	All types of machinable metal including stainless steel, wood, nail-embedded wood, plastic. Standard 1-1/2" cutting depth cuts through 2 x 4's. Pass through shank – no separate arbor required.
Spade Bits	Wood, plastic, plywood, formica. Fast, deep cutting at any angle.
Step Drills	Sheet metal, plastic/plexiglass, PVC, composition board, plasterboard. Use to drill new holes or enlarge existing holes. Also use to deburr in auto rust proofing.

NEW
FROM THE M. K. MORSE COMPANY



advanced edge™

THE INDUSTRY'S
HARDEST
WORKING
BI-METAL HOLE SAW

Unique Tooth Face Design & Aggressive Tooth Rake Angle

Advantage: Smooth efficient chip clearing in a wide range of cutting applications.

Benefit: Maximum penetration into work piece for quick efficient cutting.

Larger Tooth Profile

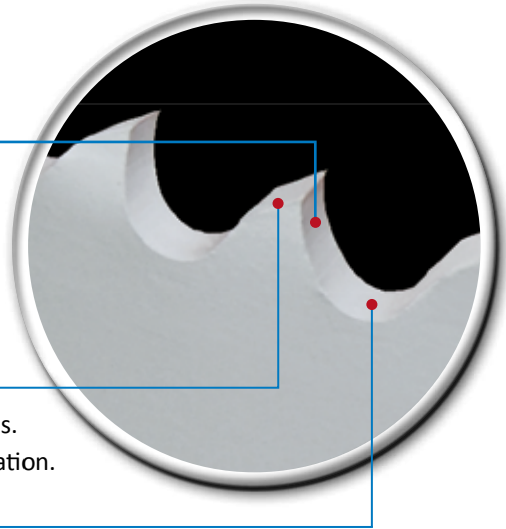
Advantage: Increased impact resistance in interrupted cuts.

Benefit: Longer tooth life while maintaining cutting penetration.

Deeper Gullets

Advantage: Smooth chip clearing in "deep" cutting applications.

Benefit: Efficient chip clearing provides longer tooth life.



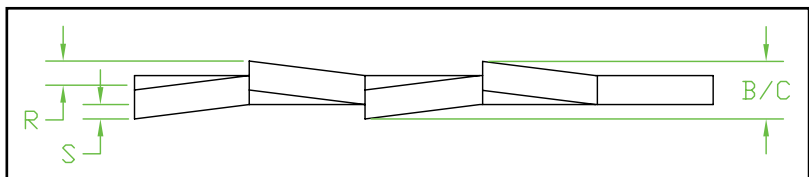
PTP Set Technology

Advantage:

- More teeth to share the cutting load.
- All teeth are perpendicular to work surface.
- Cutting forces are evenly distributed.

Benefit:

- Smoother cutting
- Increased cutting life



See Advanced Edge™
In Action



Hole Saw Kits

Description	Model #	Computer #													Arbors		
			3/4"	7/8"	1-1/8"	1-3/8"	1-1/2"	1-3/4"	2"	2-1/4"	2-1/2"	3"	3-5/8"	4-1/8"		4-3/4"	
Electricians Kit	8 pc	MK0600L	168007		▼	▼	▼		▼	▼		▼					MK05, MK03
Plumbers Kit	8 pc	MK8600P	168014	▼	▼	▼		▼	▼		▼						MK05, MK03
General Purpose Kit	11 pc	MK7700G	168021	▼	▼	▼	▼	▼	▼	▼	▼	▼					MK05, MK03
Master Electricians Kit	14 pc	MK21200L	168038	▼	▼	▼	▼		▼	▼		▼	▼	▼	▼	▼	MK05, MK03 MK04

Arbors

PACKAGING: 1 per box

Model #	Computer #	Shank Size	Use with diameters:
MK03 *	168205	7/16"	Over 1-1/4"
MK04	168212	1/4"	Up to 1-3/16"
MK05	168229	3/8"	Up to 1-3/16"
MK06 *	168236	3/8"	Over 1-1/4"

* Indicates PIN DRIVE Arbors

Pilot Drills

PACKAGING: 10 per pack

Model #	Computer #	Description
MK5156PD	168106	3-1/16"x 1/4" (78mm x 6.5mm)



PACKAGING: 1 per box, 2 boxes per standard pack

Diameter*		Product Numbers		Pipe Tap Size Inches	Pipe Ent. Size Inches
Inches	mm	Model #	Comp. #		
MK09-MK244 use the following 1/2-20 arbors MK04 or MK05					
9/16	14	MK09	168304		
5/8	16	MK10	168311		
	16	MK105	168328		
11/16	17	MK11	168335		
3/4	19	MK12	168342	1/2	3/8
	20	MK125	168359		
13/16	21	MK13	168366		
7/8	22	MK14	168373	3/4	1/2
15/16	24	MK15	168380		
	25	MK155	168397		
1	25	MK16	168403		
1-1/16	27	MK17	168410		
1-1/8	29	MK18	168427	1	3/4
	30	MK185	168434		
1-3/16	30	MK19	168441		
	32	MK204	168465		
	35	MK224	168502		
1-1/2	38	MK244	168540	1-1/4	
MK20-MK385 use the following 5/8-18 arbors MK03, MK06					
1-1/4	32	MK20	168458		
	32	MK205	168472		
1-5/16	33	MK21	168489		
1-3/8	35	MK22	168496		1
	35	MK225	168519		
1-7/16	37	MK23	168526		
1-1/2	38	MK24	168533	1-1/4	
	40	MK25	168557		
1-9/16	40	MK255	168564		
	41	MK26	168571		
1-5/8	41	MK26	168571		
1-11/16	43	MK27	168588		
1-3/4	44	MK28	168595	1-1/2	1-1/4
	45	MK285	168601		
1-13/16	46	MK29	168618		
1-7/8	48	MK30	168625		
	50	MK315	168632		
2	51	MK32	168649		1-1/2

Diameter*		Product Numbers		Pipe Tap Size Inches	Pipe Ent. Size Inches
Inches	mm	Model #	Comp. #		
MK20-MK38 use the following 5/8-18 arbors MK03, MK06					
2-1/16	52	MK33	168656		
2-1/8	54	MK34	168663		
	55	MK345	168670		
2-1/4	57	MK36	168687	2	
2-5/16	59	MK37	168694		
2-3/8	60	MK38	168700		
	62	MK385	168717		
MK40-MK96 use the following 5/8-18 arbors MK03, MK06					
2-1/2	64	MK40	168724		2
2-9/16	65	MK41	168731		
2-5/8	67	MK42	168748	2-1/2	
	68	MK425	168755		
2-11/16	68.5	MK435	168762		
2-3/4	70	MK44	168779		
2-7/8	73	MK46	168786		
	75	MK475	168793		
3	76	MK48	168809		2-1/2
3-1/8	79	MK50	168816		
3-1/4	83	MK52	168823	3	
3-3/8	86	MK54	168830		
3-1/2	89	MK56	168847		
3-5/8	92	MK58	168854		3
3-3/4	95	MK60	168861	3-1/2	
	98	MK62	168878		
3-7/8	100	MK63	168885		
	102	MK64	168892		
4	102	MK64	168892		
4-1/8	105	MK66	168908		3-1/2
4-1/4	108	MK68	168915	4	
4-3/8	111	MK70	168922		
4-1/2	114	MK72	168939		4
4-3/4	121	MK76	168946	4-1/2	
	127	MK80	168953		
5	127	MK80	168953		
5-1/4	133	MK84	168960		
5-1/2	140	MK88	168977		
5-3/4	146	MK92	168984		
6	152	MK96	168991		

6 * Metric sizes shown in red are exact millimeter sizes. Metric sizes in black are approximate metric equivalents of exact inch sizes

MASTER COBALT® Bi-Metal Hole Saws

Premium line of professional quality bi-metal hole saws feature an M3 high-speed steel cutting edge, electron beam welded to a tough steel backer. Caps stand up to abuse and punishment, yet are lighter and easier to use than those of competitors. Cutting depth is 1-1/2" (38mm). A separate arbor is required (see page 12).

Features & Benefits

- Positive rake teeth provides better chip clearance
- 1 1/2" cutting depth will cut through a 2 x 4
- Requires a separate arbor.
- Variable pitch teeth reduces friction and heat
- Expanded gullets allow for faster cutting and increased blade life
- Better tooth match for better chip clearance and smoother cutting
- Reinforced tooth flank makes teeth stronger for longer life and resistance to tooth stripping.

Applications

Wood, plastic, machinable metals, stainless steel alloys, nail-embedded wood

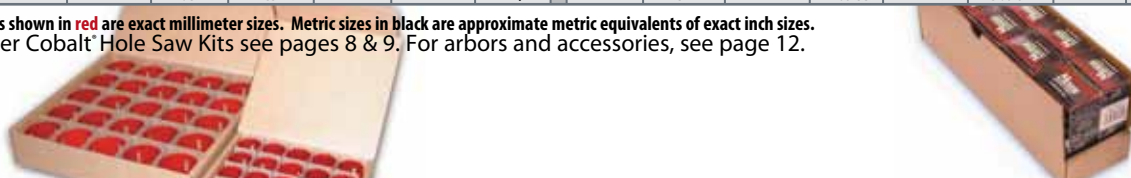
PACKAGING: 1 per box

1 per card, 2 cards per standard pack



Diameter*		Product Number				Pipe Tap Size Inches	Pipe Ent. Size Inches	Diameter*		Product Number				Pipe Tap Size Inches	Pipe Ent. Size Inches
Inches	mm	Boxed Model #	Boxed Comp #	Carded Model #	Carded Comp #			Inches	mm	Boxed Model #	Boxed Comp #	Carded Model #	Carded Comp #		
AV09-AV244 use the following 1/2-20 arbors M24, M24K, M34, M44, or M44K								AV20-AV38 use the following 5/8-18 arbors M35PS, M45, M45P, M46PS, M55P, or M44K							
9/16	14	AV09	170093	AVC09	130097			2-1/16	52	AV33	170338	AVC33	130332		
5/8	16	AV10	170109	AVC10	130103			2-1/8	54	AV34	170345	AVC34	130349		
	16	AV10S	175104	AVC10S	130646				55	AV34S	175340	AVC34S	135344		
11/16	17	AV11	170116	AVC11	130110			2-1/4	57	AV36	170369	AVC36	130363	2	
	19	AV12	170123	AVC12	130127	1/2	3/8	2-5/16	59	AV37	170376	AVC37	130370		
3/4	20	AV12S	175128	AVC12S	135122			2-3/8	60	AV38	170383	AVC38	130387		
	21	AV13	170130	AVC13	130134			62	AV38S	175388					
7/8	22	AV14	170147	AVC14	130141	3/4	1/2	AV40-AV96 use the following 5/8-18 arbors M45P, M46PS, M55P, or M44K							
15/16	24	AV15	170154	AVC15	130158			2-1/2	64	AV40	170406	AVC40	130400		2
	25	AV15S	175159	AVC15S	135153			2-9/16	65	AV41	170413	AVC41	130417		
1	25	AV16	170161	AVC16	130165			2-5/8	67	AV42	170420	AVC42	130424	2-1/2	
	27	AV17	170178	AVC17	130172			68	AV42S	175425	AVC42S	135429			
1-1/16	29	AV18	170185	AVC18	130189	1	3/4	2-11/16	68.5	AV43S	175432	AVC43S	135436		
1-1/8	30	AV18S	175180	AVC18S	135184			2-3/4	70	AV44	170444	AVC44	130448		
	30	AV19	170192	AVC19	130196			2-7/8	73	AV46	170468	AVC46	130462		
1-3/16	32	AV204	174022	AVC204	134200			3	76	AV48	170482	AVC48	130486		2-1/2
1-1/4	35	AV224	174220	AVC224	134224			3-1/8	79	AV50	170505	AVC50	130509		
1-1/2	38	AV244	174244	AVC244	134248	1-1/4		3-1/4	83	AV52	170529	AVC52	130523	3	
AV20-AV385 use the following 5/8-18 arbors M35PS, M45, M45P, M46PS, M55P, or M44K															
1-1/4	32	AV20	170208	AVC20	130202			3-3/8	86	AV54	170543	AVC54	130547		
	32	AV20S	175203	AVC20S	135207			3-1/2	89	AV56	170567	AVC56	130561		
1-5/16	33	AV21	170215	AVC21	130219			3-5/8	92	AV58	170581	AVC58	130585		3
1-3/8	35	AV22	170222	AVC22	130226		1	3-3/4	95	AV60	170604	AVC60	130608	3-1/2	
	35	AV22S	175227	AVC22S	135221			3-7/8	98	AV62	170628	AVC62	130622		
1-7/16	37	AV23	170239	AVC23	130233				100	AV63	170635	AVC63	130639		
1-1/2	38	AV24	170246	AVC24	130240	1-1/4		4	102	AV64	170642	AVC64	130646		
1-9/16	40	AV25	170253	AVC25	130257			4-1/8	105	AV66	170666	AVC66	130660		3-1/2
	40	AV25S	175258	AVC25S	135252			4-1/4	108	AV68	170680	AVC68	130684	4	
1-5/8	41	AV26	170260	AVC26	130264			4-3/8	111	AV70	170703	AVC70	130707		
	43	AV27	170277	AVC27	130271			4-1/2	114	AV72	170727	AVC72	130721		4
1-11/16	44	AV28	170284	AVC28	130288	1-1/2	1-1/4	4-3/4	121	AV76	170765	AVC76	130769	4-1/2	
	45	AV28S	175289	AVC28S	135283			5	127	AV80	170802	AVC80	130806		
1-13/16	46	AV29	170291	AVC29	130295			5-1/4	133	AV84	170840				
	48	AV30	170307	AVC30	130301			5-1/2	140	AV88	170888	AVC88	130882		
1-7/8	50	AV31S	175319	AVC31S	135313			5-3/4	146	AV92	170925	AVC92	130929		
2	51	AV32	170321	AVC32	130325		1-1/2	6	152	AV96	170963	AVC96	130967		

* Metric sizes shown in red are exact millimeter sizes. Metric sizes in black are approximate metric equivalents of exact inch sizes. For Master Cobalt® Hole Saw Kits see pages 8 & 9. For arbors and accessories, see page 12.



BULK PACK HOLE SAWS - 25 per box Same spec. No individual boxes. Packed in a flat divided box.								MASTER PACK HOLE SAWS - 20 per box Same spec. Individually boxed. Can be a shelf or counter POP.							
Inches	mm	Model #	Comp #	Inches	mm	Model #	Comp #	Inches	mm	Model #	Comp #	Inches	mm	Model #	Comp #
3/4	19	AV12B25	169004	1-1/2	38	AV24B25	169059	3/4	19	AV12M20	169110	1-1/2	38	AV24M20	169165
7/8	22	AV14B25	169011	1-5/8	41	AV26B25	169066	7/8	22	AV14M20	169127	1-5/8	41	AV26M20	169172
1	25	AV16B25	169028	1-7/8	48	AV30B25	169073	1	25	AV16M20	169134	1-7/8	48	AV30M20	169189
1-1/8	29	AV18B25	169035	2	51	AV32B25	169080	1-1/8	29	AV18M20	169141	2	51	AV32M20	169196
1-1/4	32	AV20B25	169042	2-1/8	54	AV34B25	169097	1-1/4	32	AV20M20	169158				
1-3/8	35	AV22B25	169349	2-3/8	60	AV38B25	169103								

MASTER COBALT® Bi-Metal Hole Saw Kits

These handy hole saw kits conveniently organize and store the sizes pros need within easy reach. Cutting depth is 1-1/2" (38mm). Arbor required. For comparable metric sizes see chart on page 9.



13 pc. Master Electricians Kit: AV08E / 171083
Entrance sizes to 4" Saws (1 each): 7/8", 1-1/8", 1-3/8", 1-3/4", 2", 2-1/2", 3" 3-5/8", 4-1/8", 4-1/2"
Arbors (1 each): M24K, M44, M45P



8 pc. Electricians Kit: AV02E / 171021
Entrance sizes to 2" Saws (1 each): 7/8", 1-1/8", 1-3/8", 1-3/4", 2", 2-1/2" Arbors (1 each): M44, M45P

5 pc. Special Electricians Kit: AV09E / 171090
2-1/2", 3", 3-1/2", 4" pipe entrance sizes. Saws (1 each): 3", 3-5/8", 4-1/8", 4-1/2" Arbors (1): M45P



9 pc. Electricians Kit: AV04E / 169431
Pipe and conduit entrance sizes through 2". Saws (1 each): 7/8", 1-1/8", 1-3/8", 1-3/4", 2", 2-1/2" Arbors (1 each): M34, M45P Adaptor Nut (1): M44NH01

8 pc. Plumbers Kit: AV04P / 171045
Contains pipe tap sizes for pipe through 2" Saws (1 each): 3/4", 7/8", 1-1/8", 1-1/2", 1-3/4", 2-1/4" Arbors (1 each): M44, M45P

16 pc. Master Plumbers Kit: AV16P / 169417
Entrance sizes to 4" Saws (1 each): 3/4", 7/8", 1-1/8", 1-1/2", 1-3/4", 2-1/4", 2-9/16", 3", 3-1/2", 4, 4-1/4", 4-1/2" Arbors (1 each): M34, M45P
Pilot Drills (1 each): MPD4S01, MPD401



6 pc. Mechanics Kit: AV05M / 171052
The 5 most popular hole saw sizes for construction, industrial and automotive jobs. Saws (1 each): 7/8", 1", 1-1/8", 1-1/4", 1-1/2" Arbor (1): M34

8 pc. Refrigeration kit: AV01R / 170994
Entrance sizes to 1-1/2" Saws (1 each): 5/8", 7/8", 1-1/8", 1-3/8", 1-5/8", 2-1/8" Arbor (1 each): M34, M35PS

13 pc. Maintenance Kit: AV100 / 171106
A handy general purpose kit for plumbing and electrical jobs on pipe and conduit through 2". Saws (1 each): 3/4", 7/8", 1-1/8", 1-3/8", 1-1/2", 1-3/4", 2", 2-1/4", 2-1/2" Arbors (1 each): M24K, M44, M45P Extension (1): 12"



8 pc. Utility Kit: AV03U / 171076
6 commonly used hole saws for general purpose use. Saws (1 each): 3/4", 7/8", 1-1/8", 1-1/2", 1-3/4", 2-1/2" Arbor (1): M34, M45P

HOLE CUTTING & BORING TOOLS

8 pc. Locksmith Kit: AV02L / 171038

Designed for the professional locksmith, this kit contains sizes for installation of popular locks, deadbolts, etc.
Saws (1 each): 7/8", 1", 1-1/4", 1-1/2", 1-3/4", 2-1/8"
Arbors (1 each): M24, M45P



8 pc. Locksmith Kit: AV04L / 169448

A variation on our professional locksmith kit. Contains sizes for installation of popular locks, deadbolts, etc.
Saws (1 each): 7/8", 1", 1-1/4", 1-1/2", 1-3/4", 2-1/8"
Arbors (1 each): M34, M35PS

15 pc. Industrial Kit: AV08I / 169424

Covers a range of common industrial plumbing and electrical applications. Saws (1 each): 3/4", 7/8", 1", 1-1/4", 1-3/8", 1-1/2", 1-3/4", 2", 2-1/4", 2-1/2", 3" Arbors (1 each): M34, M45P
Extension (1): 12", Ejector Spring (1): MES101



19 pc. Industrial kit: AV06I / 171069

Cover a broad range of common industrial plumbing and electrical jobs on pipe and conduit through 4".
Saws (1 each): 3/4", 7/8", 1", 1-1/8", 1-3/8", 1-1/2", 2", 2-1/4", 2-1/2", 3", 3-1/4", 3-5/8", 3-3/4", 4-1/4", 4-1/2"
Arbors (1 each): M24K, M44, M45P Extension (1): 12"

25 pc. Professional Tradesman Kit: AV23M / 169356

Cover a broad range of common industrial maintenance, plumbing and electrical jobs on pipe and conduit through 4-1/2".
Saws (1 each): 3/4", 7/8", 1", 1-1/8", 1-3/8", 1-1/2", 1-3/4", 2", 2-1/8", 2-1/4", 2-1/2", 2-11/16", 3", 3-1/4", 3-3/8", 3-5/8", 3-3/4", 4-1/8", 4-1/2", 4-3/4"
Arbors (1 each): M34, M45P
Pilot Drills (1 each): MPD4S01, MPD401
Extension (1): 12"



Kit Content Comparison Chart For AV Hole Saw Kits

Diameter		AV08E	AV02E	AV09E	AV04E	AV04P	AV16P	AV05M	AV01R	AV100	AV03U	AV02L	AV04L	AV08I	AV06I	AV23M
Inches	mm															
5/8	16															
3/4	19															
7/8	22	▼	▼													
1	25															
1-1/8	29	▼	▼													
1-1/4	32															
1-3/8	35	▼	▼													
1-1/2	38															
1-5/8	41															
1-3/4	44	▼	▼													
2	51	▼	▼													
2-1/8	54															
2-1/4	57															
2-1/2	64	▼	▼													
2-9/16	65															
2-11/16	68															
3	76	▼	▼													
3-1/4	83															
3-3/8	86															
3-1/2	89															
3-5/8	92	▼	▼													
3-3/4	95															
4	102															
4-1/8	105	▼	▼													
4-1/4	108															
4-1/2	114	▼	▼													
4-3/4	121															
Arbor	Thread															
M24	1/2-20															
M24K	1/2-20	▼														
M34	1/2-20															
M35PS	5/8-18															
M44	1/2-20	▼	▼													
M45P	5/8-18	▼	▼	▼	▼	▼	▼	▼	▼	▼	▼	▼	▼	▼	▼	▼
ME12-12"	Extension															

MASTER COBALT® Deep Cutting Bi-Metal Hole Saws

Extra deep 1-7/8" (48mm) cutting depth for specialty cuts made by locksmiths, remodelers, and general contractors alike. Separate arbor required.

PACKAGING: 1 per box

Features & Benefits

- Easily cuts through 2 x 4"s, joists, and most doors in one pass with extra clearance
- Variable pitch smoothes cutting action with minimum vibration

Applications

Wood, plastic, machinable metals, stainless steel alloys, nail-embedded wood



Diameter		Model #	Computer #	Pipe Tap Size Inches	Pipe Ent. Size Inches	Diameter		Model #	Computer #	Pipe Tap Size Inches	Pipe Ent. Size Inches
Inches	mm					Inches	mm				
3/4	19	AD12	150002	1/2	3/8	2-3/4	70	AD44	150354		
7/8	22	AD14	150019	3/4	1/2	3	76	AD48	150132		2-1/2
1	25	AD16	150026			3-1/4	83	AD52	150385	3	
1-1/8	29	AD18	150033	1	3/4	3-3/8	86	AD54	150149		
1-3/16	30	AD19	150248			3-1/2	89	AD56	150187		
1-1/4	32	AD20	150040			3-3/4	95	AD60	150408		
1-3/8	35	AD22	150057		1	3-7/8	98	AD62	150194	3-1/2	
1-1/2	38	AD24	150064	1-1/4		4	102	AD64	150200		
1-3/4	44	AD28	150071	1-1/2	1-1/4	4-1/4	108	AD68	150156		
1-7/8	48	AD30	150088		1-1/2	4-1/2	114	AD72	150439		4
2	51	AD32	150095			4-3/4	121	AD76	150446	4-1/2	
2-1/8	54	AD34	150101			5	127	AD80	150453		
2-1/4	57	AD36	150118	2		5-1/2	140	AD88	150460		
2-3/8	60	AD38	150170			6	152	AD96	150484		
2-1/2	64	AD40	150125		2	6-5/8	168	AD106	150163		

Carbide Tipped Hole Saws

Tungsten carbide tooth tips offer the highest wear resistance possible for fast holes and longer life cutting abrasive materials. Cutting depth is 1-1/2". Arbor required. PACKAGING: 1 per box



Features & Benefits

- Special tooth design for very fast hole saw cutting
- Ground and set teeth help to cut materials that bi-metal saws will not cut
- 3 teeth per inch creates a wider gullet for better chip clearance and faster cutting

Applications

Acoustic tile, countertops, drywall, fiberboard, fiberglass, plaster, plastic, nail-free wood

Diameter		Model #	Comp #	Diameter		Model #	Comp #
Inches	mm			Inches	mm		
	16	AT105	160100	2-3/8	60	AT38	160384
11/16	17	AT11	160117	2-1/2	64	AT40	160407
3/4	19	AT12	160124	2-9/16	65	AT41	160414
13/16	21	AT13	160131	2-5/8	67	AT42	160421
7/8	22	AT14	160148	2-11/16	68	AT43	160438
15/16	24	AT15	160155	2-3/4	70	AT44	160445
1	25	AT16	160162	2-7/8	73	AT46	160469
1-1/16	27	AT17	160179	3	76	AT48	160483
1-1/8	29	AT18	160186	3-1/8	79	AT50	160506
1-3/16	30	AT19	160193	3-1/4	83	AT52	160520
1-1/4	32	AT20	160209	3-3/8	86	AT54	160544
1-5/16	33	AT21	160216	3-1/2	89	AT56	160568
1-3/8	35	AT22	160223	3-5/8	92	AT58	160582
1-7/16	37	AT23	160230	3-3/4	95	AT60	160605
1-1/2	38	AT24	160247	3-7/8	98	AT62	160629
1-9/16	40	AT25	160254	4	102	AT64	160643
1-5/8	41	AT26	160261	4-1/8	105	AT66	160667
1-11/16	43	AT27	160278	4-1/4	108	AT68	160681
1-3/4	44	AT28	160285	4-3/8	111	AT70	160704
1-13/16	46	AT29	160292	4-1/2	114	AT72	160728
1-7/8	48	AT30	160308	4-3/4	121	AT76	160766
2	51	AT32	160322	5	127	AT80	160803
2-1/16	52	AT33	160339	5-1/4	133	AT84	160841
2-1/8	54	AT34	160346	5-1/2	140	AT88	160889
2-1/4	57	AT36	160360	5-3/4	146	AT92	160926
2-5/16	59	AT37	160377	6	152	AT96	160964

For arbors and accessories, see page 12.

12 pc. Carbide Tipped Maintenance Kit: AT100 / 160056

Contains popular sizes used in installation of 1/2"-2" pipe and conduit through abrasive materials. Saws (1 each): 3/4", 7/8", 1-1/8", 1-3/8", 1-1/2", 1-3/4", 2", 2-1/4", 2-1/2" Arbors (1 each): M24K, M44, M45P Extension (1): 12"



8 pc. Carbide Tipped Electricians Kit: AT02E / 160001

Pipe and conduit entrance sizes to 2" through abrasive materials. Saws (1 each): 7/8", 1-1/8", 1-3/8", 1-3/4", 2", 2-1/2" Arbors (1 each): M34CT, M45PCT



Tungsten Carbide Grit Hole Saws

Long-lasting choice for very hard abrasive materials. These hole saws create clean holes in materials too hard or abrasive for standard bi-metal saws, or so thin they would strip bi-metal or chip carbide teeth. Cutting depth of 1-1/2". Arbor required.



Features & Benefits

- Super resistance to heat, wear and abrasion with shock resistant back
- Tungsten carbide grains are bonded to alloy backs with a gulletted snag resistant edge
- CT pilot drill recommended for masonry type materials

Applications

Acoustic tile, brick, cast iron, cement board, ceramics, cinderblock, composites, computer flooring, fiberglass, hardened steel, particle-board, asbestos board, and Formica.

PACKAGING: 1 per box

Diameter		Model #	Comp #	Pipe Tap Size Inches	Pipe Ent. Size Inches	Diameter		Model #	Comp #	Pipe Tap Size Inches	Pipe Ent. Size Inches
Inches	mm					Inches	mm				
3/4	19	ATCG12	161084	1/2	3/8	2-3/8	60	ATCG38	161299		
13/16	21	ATCG13	161091			2-1/2	64	ATCG40	161305		2
7/8	22	ATCG14	161107	3/4	1/2	2-9/16	65	ATCG41	161312		
15/16	24	ATCG15	161114			2-5/8	67	ATCG42	161329	2-1/2	
1	25	ATCG16	161121			2-3/4	70	ATCG44	161336		
1-1/16	27	ATCG17	161138			2-7/8	73	ATCG46	161343		
1-1/8	29	ATCG18	161145	1	3/4	3	76	ATCG48	161350		2-1/2
1-3/16	30	ATCG19	161152			3-1/8	79	ATCG50	161367		
1-1/4	32	ATCG20	161008			3-1/4	83	ATCG52	161374	3	
1-5/16	33	ATCG21	161169			3-3/8	86	ATCG54	161381		
1-3/8	35	ATCG22	161015		1	3-1/2	89	ATCG56	161398		
1-7/16	37	ATCG23	161176			3-5/8	92	ATCG58	161077		3
1-1/2	38	ATCG24	161183	1-1/4		3-3/4	95	ATCG60	161404	3-1/2	
1-9/16	40	ATCG25	161190			3-7/8	98	ATCG62	161411		
1-5/8	41	ATCG26	161206			4	102	ATCG64	161428		
1-11/16	43	ATCG27	161213			4-1/8	105	ATCG66	161435		3-1/2
1-3/4	44	ATCG28	161022	1-1/2	1-1/4	4-1/4	108	ATCG68	161442	4	
1-13/16	46	ATCG29	161220			4-3/8	111	ATCG70	161039		
1-7/8	48	ATCG30	161237			4-1/2	114	ATCG72	161459		4
2	51	ATCG32	161244		1-1/2	4-3/4	121	ATCG76	161466	4-1/2	
2-1/16	52	ATCG33	161251			5	127	ATCG80	161473		
2-1/8	54	ATCG34	161268			5-1/2	140	ATCG88	161480		
2-1/4	57	ATCG36	161275	2		5-3/4	146	ATCG92	161497		
2-5/16	59	ATCG37	161282			6	152	ATCG96	161503		

13 pc. Tungsten Carbide Grit Hole Saw Kit: ATCG100 / 160995

Maintenance kit includes popular sizes for plumbing, electrical, and industrial maintenance jobs. Saws (1 each): 3/4", 7/8", 1-1/8", 1-3/8", 1-1/2", 1-3/4", 2", 2-1/4", 2-1/2" Extension (1): 12" Arbors (1 each): M24KCT, M44CT, M45PCT



Recessed Lighting Hole Saw

Cleanly cuts abrasive materials such as lath, plaster and ceiling tile.

Features & Benefits

- For installing lighting fixtures from Mini Juno, Capri, Marco, Halo, Progress, Lithonla, Ligholier, Preacolite and others.

Applications

Lath, plaster, ceiling tile
PACKAGING: 1 per box

Diameter		Model #	Computer #	For Installing These Lighting Fixtures
Inches	mm			
4-3/8	111	ATCG70	161039	Mini Juno, Capri, Marco, Halo
6-3/8	162	ATCG104	161046	Halo, Capri
6-5/8	168	ATCG106	161053	Juno, Progress
6-7/8	174	ATCG110	161060	Lithonla, Marco, Lightolier, Progress, Capri, Preacolite
BIMETAL HOLE SAWS				
6-3/8	162	AV104	170314	Halo, Capri
6-5/8	168	AD106	150163	Juno, Progress

Arbors

Durable, heavy-duty, carbon steel arbors come complete with pilot drills.

Adapt Morse hole saws to any power drill used by professionals.

PACKAGING: 1 per box – or 1 per card, 2 per standard pack

SDS arbors are used in tools having SDS chucks, to drive hole saws in rotary hammers or hammer drills having a straight rotary option.



Arbors Complete with Pilot Drills

Model #	Computer #	Shank Size	Thread Size	Drill Number	Computer Number	Chuck Size	Fits Saws	Follow Through
M24K	140027	1/4 Round	1/2 - 20	MPD401	140775	1/4	*9/16" - 1-3/16"	3/4" - 1-1/2"
M24	140010	1/4 Hex	1/2 - 20	MPD4S01	140799	1/4	*9/16" - 1-3/16"	3/4" - 1-1/2"
M34	140041	3/8 Hex	1/2 - 20	MPD4S01	140799	3/8	*9/16" - 1-3/16"	3/4" - 1-1/2"
M44K	140089	7/16 Hex	1/2 - 20	MPD401	140775	1/2	9/16" - 6"	1-1/2" - 6"
M44	140072	7/16 Hex	1/2 - 20	MPD401	140775	1/2	*9/16" - 1-3/16"	3/4" - 1-1/2"
M35PS	140065	3/8 Hex	5/8 - 18	MPD4S01	140779	3/8	1-1/4" - 6"	1-1/2" - 6"
M45	140140	7/16 Hex	5/8 - 18	MPD401	140775	1/2	1-1/4" - 6"	1-1/2" - 6"
M45P	140164	7/16 Hex	5/8 - 18	MPD401	140775	1/2	1-1/4" - 6"	1-1/2" - 6"
M46PS	140201	7/16 Hex	5/8 - 18	MPD4S01	140799	1/2	1-1/4" - 6"	1-1/2" - 6"
M55P	140218	5/8 Hex	5/8 - 18	MPD401	140775	3/4	1-1/4" - 6"	1-1/2" - 6"
M34CT**	140898	3/8 Hex	1/2 - 20	MPD4SCT01	140874	3/8	3/4" - 1-3/16"	3/4" - 1-1/2"
M45PCT**	140904	7/16 Hex	5/8 - 18	MPD4CT01	140850	1/2	1-1/4" - 6"	1-1/2" - 6"
SDS5/8QC	140928	SDS	5/8 - 18	MPD4S01	140799	SDS	1-1/4" - 6"	1-1/2" - 6"
SDS1/2QC	140911	SDS	1/2 - 20	MPD4S01	140799	SDS	*9/16" - 1-3/16"	3/4" - 1-1/2"
Carded Arbors								
M24C	140058	1/4 Hex	1/2-20	MPD4S01	140799	1/4	*9/16" - 1-3/16"	3/4" - 1-1/2"
M24KC	140539	1/4 Round	1/2-20	MPD401	140775	1/4	*9/16" - 1-3/16"	3/4" - 1-1/2"
M34C	140546	3/8 Hex	1/2-20	MPD4S01	140799	3/8	*9/16" - 1-3/16"	3/4" - 1-1/2"
M35PSC	140553	3/8 Hex	5/8-18	MPD4S01	140799	3/8	1-1/4" - 6"	1-1/2" - 6"
M44C	140560	7/16 Hex	5/8-18	MPD401	140775	1/2	9/16" - 1-3/16"	3/4" - 1-1/2"
M45PC	140577	7/16 Hex	5/8-18	MPD401	140775	1/2	1-1/4" - 6"	1-1/2" - 6"

*Hole saws, AV204, AV224, AV244, require the use of one of the arbors marked with an asterisk.

**M34CT and M45PCT are carbide tipped for use with carbide tipped and carbide grit saws.



Fast-Adapt® Chuck

Allow for fast keyless insertion and removal of any 1/4", 3/8" or 7/16" hex shank power tool accessory that has a power groove.

Fits 3/8" and larger chucks.



7/16" shank extensions work best with 7/16" shank arbors or Real McCoy® hole saws

Pilot Drills and Accessories

Model #	Comp #	Description
MPD401	140775	4-5/16" X 1/4" (110mm X 6.5mm) Pilot Drill, shank ground 3 sides, split point
MPD4N01	140782	4" X 1/4" (102mm X 6.5mm) Pilot Drill, 3 notches for set screw
MPD4S01	140799	3-1/16" X 1/4" (78mm X 6.5mm) Pilot Drill for M24, M34, M35PS arbors
TACPD4	120043	4-5/16" X 1/4" (110mm X 6.5mm) Pilot Drill, Carded, 10 per pack
TACPD4S	122047	3-1/16" X 1/4" (78mm X 6.5mm) Pilot Drill, Carded, 10 per pack
MPD4CT01	140850	4" X 1/4" (102mm X 6.5mm) Carbide Tipped Pilot Drill
MPD4SCT01	140874	2-7/8" X 1/4" (83mm X 6.5mm) Carbide Tipped Pilot Drill
MES101	140805	Ejector Spring, fits all 1/4" pilot drills
ME381	140409	12" (305mm) Extension for shank of 3/8" (9.5mm) arbors for 3/8" or larger drill chuck
WSFEXT5	123990	5-1/2" (140mm) Extension for shank of 7/16" (10.5mm) arbors for 1/2" drill chuck
ME121	141123	12" (305mm) Extension for shank of 7/16" (10.5mm) arbors for 1/2" drill chuck
M44N01 Nut	140751	Adapts arbors with 1/2 - 20 threads to fit hole saws with 5/8 - 18 threads
M44NH01	140744	Hex Adapter Nut
MQC14	140386	Fast-Adapt Chuck fits 3/8" & larger chucks. Use with 1/4" shanks
MQC38	140393	Fast-Adapt Chuck fits 3/8" & larger chucks. Use with 3/8" & 7/16" shanks

Arbor Kits

Model #	Comp #	Contains
MK1 ARBOR KIT	140331	1 M24K 1 MN1 Nut 1 M44K 1 MN2 Nut
MK2 ARBOR KIT	140348	1 M24K 1 MN1 Nut 1 MN2 Nut
MK3 ARBOR KIT	140355	1 M44K 1 MN1 1 MN2 Nut

Other pack quantities available. See current price list.

Fast Adapt QR™

QUICK RELEASE ARBOR SYSTEM

**MAKE WORK
FASTER & EASIER**

A common request from the professional whose time is money.

Morse Fast Adapt QR provides the solution for the professionals who consistently use common sizes of hole saws everyday.

TWIST and a CLICK






Change a hole saw in less time than ever by using **FAST ADAPT QR**.

End Users & Applications

- Electricians
- Marine
- Auto Customizing
- Siding
- Flooring
- General Contractors
- Plumbing Contractors
- Insulation Contractors
- Industrial Maintenance
- Industrial Production



See Fast Adapt QR™
In Action

ARBOR	PILOT DRILL	5/8 ADAPTER	1/2 ADAPTER	COMBO PACK
<p>Model#: MQRAC Comp.#: 143042</p> <p>FAST ADAPT QR Universal Arbor</p> <p>Works with adapters MQR58C & MQR12C</p>  <p>1 per card</p>	<p>Model#: MQRPDC Comp.#: 143035</p> <p>FAST ADAPT QR Pilot Drill</p> <p>Works with MQRAC - Fast Adapt Arbor</p>  <p>1 per card</p>	<p>Model#: MQR58C Comp.#: 143011</p> <p>FAST ADAPT QR 5/8 Thread</p> <p>Fits Hole Saw sizes 1-1/4" (32mm) and larger</p>  <p>5 per card</p>	<p>Model#: MQR12C Comp.#: 143028</p> <p>FAST ADAPT QR 1/2 Thread</p> <p>Fits Hole Saw sizes 9/16" (14mm) to 1-3/16" (30mm)</p>  <p>5 per card</p>	<p>Model#: MQR5812C Comp.#: 143004</p> <p>FAST ADAPT QR Combo Pack</p> <p>Includes: (3) MQR58 Adapters and (2) MQR12 Adapters</p> 

DIAMONDGRIT™



Contractors & Home Owners want products that make their life easier.


The use of natural stone, porcelain and masonry products continue to grow world-wide. These hard to cut materials are being used in commercial construction, residential home remodeling and new home construction.

Morse Diamond Grit products provide longer life and faster cutting in these materials than the conventional carbide grit, carbide tipped hole saws and reciprocating saw blades.

MORSE DIAMOND GRIT PRODUCTS ARE THE ANSWER



See Diamond Grit™ In Action



Granite (stone)

Ceramic Tile

Glass Block

Architectural Stone

Brick (masonry)

Cast Iron

Laminate Flooring

LONG LASTING

Industrial Diamond Grit brazed to hardened and tempered alloy body.

FAST CUTTING

Fast and easy cutting of abrasive materials.

SMOOTH CLEAN CUTS

Finish cut edges are smooth and clean.

SELF GUIDING

Hollow core center keeps hole saw centered in cut.

EASY PLUG REMOVAL

Side slots allow for fast removal of material.



Diameter		Model #	Computer #	Pipe Tap Size Inches	Pipe Ent. Size Inches
Inches	mm				
Diamond Grit Hole Saws with Quick Change Arbor					
3/16	4.8	DGM03C	129152		
1/4	6	DGM04C	129169		
5/16	8	DGM05C	129176		
3/8	9.5	DGM06C	129183		
1/2	12.7	DGM08C	129190		
5/8	16	DGM10C	129206		
3/4	19	DGM12C	129213	1/2 (13mm)	3/8 (9.5mm)
1	25	DGM16C	129220		
1-3/8	35	DGM22C	129237		
Diamond Grit Hole Saws & Quick Start™ Auto Pilot (Arbor Required - pg.12)					
7/8	22	DG14C	129008	3/4 (19mm)	1/2 (13mm)
1-1/8	29	DG18C	129015	1 (25mm)	3/4 (19mm)
1-1/4	32	DG20C	129022		
2	51	DG32C	129039		1-1/2 (38mm)
2-1/2	64	DG40C	129046		2 (51mm)
Auto Pilot		DGAPC	129503		

PACKAGING: 1 per card

HOLE CUTTING & BORING TOOLS

THE REAL McCOY® Bi-Metal Hole Saws

A convenient multi-purpose hole saw for general contractor cutting applications. Attached 7/16" pass-through shank arbor is a time saver. Requires 4-5/16" (110mm) HSS Pilot Drill. Cutting depth is 1-1/2" (38mm). Requires 4-5/16" pilot drill. See page 12.



Features & Benefits

- Positive rake teeth for more aggressive cutting action
- Deeper gullets for better chip clearance
- Better tooth match for smoother cutting
- Variable pitch teeth reduces friction and heat
- No separate arbor required
- 1 1/2" cutting depth will cut through a 2 x 4

Applications

Wood, plastic, machinable metals, stainless steel alloys, nail-embedded wood

PACKAGING: 1 per box
1 per card, 2 cards per standard pack

Diameter*		Product Number				Pipe Tap Size Inches	Pipe Ent. Size Inches	Diameter*		Product Number				Pipe Tap Size Inches	Pipe Ent. Size Inches
		Boxed Model #	Boxed Comp #	Carded Model #	Carded Comp #					Boxed Model #	Boxed Comp #	Carded Model #	Carded Comp #		
Inches	mm							Inches	mm						
9/16	14	TA09	110099	TAC09	120098			2-1/8	54	TA34	110341	TAC34	120340		
5/8	16	TA10	110105	TAC10	120104				55	TA345	115346				
	16	TA105	115100					2-1/4	57	TA36	110365	TAC36	120364	2	
	17	TA11	110112	TAC11	120111			2-5/16	59	TA37	110372	TAC37	120371		
11/16	17	TA11	110112	TAC11	120111			2-3/8	60	TA38	110389	TAC38	120388		
	19	TA12	110129	TAC12	120128	1/2	3/8	2-1/2	64	TA40	110402	TAC40	120401		2
3/4	20	TA125	115124					2-9/16	65	TA41	110419	TAC41	120418		
	21	TA13	110136	TAC13	120135			2-5/8	67	TA42	110426	TAC42	120425	2-1/2	
13/16	21	TA13	110136	TAC13	120135				68	TA425	115421				
7/8	22	TA14	110143	TAC14	120142	3/4	1/2		68.5	TA435	115438				
15/16	24	TA15	110150	TAC15	120159			2-3/4	70	TA44	110440	TAC44	120449		
	25	TA155	115155					2-7/8	73	TA46	110464	TAC46	120463		
1	25	TA16	110167	TAC16	120166				75	TA475	115476				
1-1/16	27	TA17	110174	TAC17	120173			3	76	TA48	110488	TAC48	120487		2-1/2
1-1/8	29	TA18	110181	TAC18	120180	1	3/4	3-1/8	79	TA50	110501	TAC50	120500		
	30	TA185	115186					3-1/4	83	TA52	110525	TAC52	120524	3	
1-3/16	30	TA19	110198	TAC19	120197			3-3/8	86	TA54	110549	TAC54	120548		
1-1/4	32	TA20	110204	TAC20	120203			3-1/2	89	TA56	110563	TAC56	120562		
	32	TA20	110204	TAC20	120203			3-5/8	92	TA58	110587	TAC58	120586		3
1-5/16	33	TA21	110211	TAC21	120210			3-3/4	95	TA60	110600	TAC60	120609	3-1/2	
1-3/8	35	TA22	110228	TAC22	120227		1	3-7/8	98	TA62	110624	TAC62	120623		
	35	TA225	115223						100	TA63	110631				
1-7/16	37	TA23	110235	TAC23	120234	1-1/4		4	102	TA64	110648	TAC64	120647		
1-1/2	38	TA24	110242	TAC24	120241			4-1/8	105	TA66	110662	TAC66	120661		3-1/2
1-9/16	40	TA25	110259	TAC25	120258			4-1/4	108	TA68	110686	TAC68	120913	4	
	40	TA255	115254					4-3/8	111	TA70	110709	TAC70	120920		
1-5/8	41	TA26	110266	TAC26	120265			4-1/2	114	TA72	110723	TAC72	120937		4
1-11/16	43	TA27	110273	TAC27	120272			4-3/4	121	TA76	110761	TAC76	120944	4-1/2	
1-3/4	44	TA28	110280	TAC28	120289	1-1/2	1-1/4	5	127	TA80	110808	TAC80	120951		
	45	TA285	115285					5-1/2	140	TA88	110884	TAC88	120968		
1-13/16	46	TA29	110297	TAC29	120296			5-3/4	146	TA92	110921	TAC92	120975		
1-7/8	48	TA30	110303	TAC30	120302			6	152	TA96	110969	TAC96	120982		
	50	TA315	115315												
2	51	TA32	110327	TAC32	120326		1-1/2								
2-1/16	52	TA33	110334	TAC33	120333										

* Metric sizes shown in red are exact millimeter sizes. Metric sizes in black are approximate metric equivalents of exact inch sizes.



THE REAL McCOY® Deep Cutting Hole Saws

The 1-7/8" cutting depth provides extra depth for specialty cuts made by locksmiths, remodelers and general contractors alike. Easily cuts through 2 x 4's, joists and most doors in one pass with extra clearance.

PACKAGING: 1 per box

7/16" hex shank arbor

Diameter		Model #	Comp #	Pipe Tap Size Inches	Pipe Ent. Size Inches	Diameter		Model #	Comp #	Pipe Tap Size Inches	Pipe Ent. Size Inches
Inches	mm					Inches	mm				
3/4	19	TAD12	123006			2-3/8	60	TAD38	123242		
13/16	21	TAD13	123013		3/8	2-1/2	64	TAD40	123259		2
7/8	22	TAD14	123020	3/4	1/2	2-9/16	65	TAD41	123266		
15/16	24	TAD15	123037			2-5/8	67	TAD42	123273	2-1/2	
1	25	TAD16	123044			2-3/4	70	TAD44	123280		
1-1/16	27	TAD17	123051			2-7/8	73	TAD46	123297		
1-1/8	29	TAD18	123068	1	3/4	3	76	TAD48	123303		2-1/2
1-3/16	30	TAD19	123075			3-1/8	79	TAD50	123310		
1-1/4	32	TAD20	123082			3-1/4	83	TAD52	123327	3	
1-5/16	33	TAD21	123099			3-3/8	86	TAD54	123334		
1-3/8	35	TAD22	123105		1	3-1/2	89	TAD56	123341		
1-7/16	37	TAD23	123112	1-1/4		3-5/8	92	TAD58	123358		3
1-1/2	38	TAD24	123129			3-3/4	95	TAD60	123365	3-1/2	
1-9/16	40	TAD25	123136			3-7/8	98	TAD62	123372		
1-5/8	41	TAD26	123143			4	102	TAD64	123389		
1-11/16	43	TAD27	123150			4-1/8	105	TAD66	123396		3-1/2
1-3/4	44	TAD28	123167	1-1/2	1-1/4	4-1/4	108	TAD68	123402	4	
1-13/16	46	TAD29	123174			4-3/8	111	TAD70	123419		
1-7/8	48	TAD30	123181			4-1/2	114	TAD72	123426		4
2	51	TAD32	123198		1-1/2	4-3/4	121	TAD76	123433	4-1/2	
2-1/16	52	TAD33	123204			5	127	TAD80	123440		
2-1/8	54	TAD34	123211			5-1/2	140	TAD88	123457		
2-1/4	57	TAD36	123228	2		5-3/4	146	TAD92	123464		
2-5/16	59	TAD37	123235			6	152	TAD96	123471		

THE REAL McCOY® Bi-Metal Variable Pitch Hole Saw Kits

These handy hole saw kits conveniently organize and store popular bi-metal hole saws with attached arbors in sizes for the professional user.

Standard Kits offer 1-1/2" cutting depth. 7/16" hex shank arbor.

Deep Cut Kits offer 1-7/8" cutting depth. 7/16" hex shank arbor.

For comparable metric sizes see charts on page 17.



9 pc. Electricians Kit: TA02E / 111027
Deep Cut Electricians Kit: TAD02E / 123495

Entrance sizes to 2"

Saws (1 each): 7/8", 1-1/8", 1-3/8", 1-3/4", 2", 2-1/2"
Pilot Drills (3): 4-5/16"



9 pc. Plumbers Kit: TA04P / 111041
Deep Cut Plumbers Kit: TAD04P / 123518

Contains pipe tap sizes for pipe through 2".

Saws (1 each): 3/4", 7/8", 1-1/8", 1-1/2", 1-3/4", 2-1/4"
Pilot Drills (3): 4-5/16"



15 pc. Maintenance Kit: TA01 / 111010
Deep Cut Maintenance Kit: TAD01 / 123488

A handy general purpose kit for industrial, general purpose, plumbing and electrical jobs on pipe and conduit through 2".

Saws (1 each): 3/4", 7/8", 1-1/8", 1-3/8", 1-1/2", 1-3/4", 2", 2-1/4", 2-1/2"

Pilot Drills (4): 4-5/16"

Extension (1): 12"

(1) Flat Head Screwdriver



6 pc. Mechanics Kit: TA05M / 111058

The 5 most popular hole saw sizes for construction, industrial and automotive aftermarket jobs.

Saws (1 each): 7/8", 1", 1-1/8", 1-1/4", 1-1/2"
Pilot Drills (1): 4-5/16"



13 pc. Locksmiths Kit: TA03L / 111034
Deep Cut Locksmiths Kit: TAD03L / 123501

Contains sizes for installation of popular locks, deadbolts, etc.

Saws (1 each): 3/4", 7/8", 1", 1-3/8", 1-1/2", 1-5/8", 1-3/4", 2-1/8"

Pilot Drills (4): 4-5/16"

(1) Flat Head Screwdriver



3 pc. Lock Installation Kit: TACKIT1 / 121019

The 2 most popular sizes for lock installation to assure accurate installation in wood or metal doors.

Saws (1 each): 1", 2-1/8"

Pilot Drills (1): 4-5/16"

Packed: 1 kit per card, 2 per standard pack



5 pc. Home Owners Utility Kit: TAHUK01 / 110006

Specially designed for homeowners' most common uses including installation of locks and cable wires.

Saws (1 each): 3/4", 1", 1-1/2", 2-1/8"

Pilot Drills (1): 4-5/16"

Kit Content Comparison Chart For TA Hole Saw Kits

Diameter		TA02E *	TA04P *	TA01 *	TA05M	TA03L *	TACLKIT1	TAHUK01
Inches	mm							
3/4	19	▼	▼	▼	▼	▼		▼
7/8	22							
1	25				▼	▼	▼	▼
1-1/8	29	▼	▼	▼				
1-1/4	32				▼			
1-3/8	35	▼		▼		▼		
1-1/2	38		▼	▼	▼			▼
1-5/8	41					▼		
1-3/4	44	▼	▼	▼		▼		
2	51	▼		▼				
2-1/8	54					▼	▼	▼
2-1/4	57		▼	▼				
2-1/2	64	▼		▼				
Additional Items								
Pilot Drills								
4-5/16"	110	3	3	4	1	4	1	1
ME12-12" Extension Screwdriver				▼		▼		

* Also Available as Deep Cut Kits (TAD Model Numbers.)



Combination Hole Saw Kits

We've integrated various hole saws to provide more advanced cutting solutions for professionals. Morse Master Cobalt® bimetal hole saws are provided in both kits for smooth cuts in wood, plastic, stainless steel, nail-embedded wood and other machinable metals.

29 pc. Electrician's Combination Kit: AVELE01 / 169776

The AVELE01 offers 16 bimetal and 9 carbide tipped hole saws in one convenient kit offering a broad range of popular diameters used by electricians. The carbide tipped hole saws included in this kit are designed for fast cuts in abrasive materials. Applications include fiberglass, drywall, aluminum and countertops.

28 pc. Plumber's Combination Kit: AVPLU01 / 169783

For plumbers, M. K. Morse combined 13 bimetal and 9 carbide grit hole saws with diameters for cutting requirements through pipe tap and entrance sizes up to 4 inches (102mm). Carbide grit hole saws provide clean cuts in thin materials and cut very hard, abrasive materials such as hardened steel, cast iron, brick, cement, ceramics, computer flooring, composites and acoustic tile.



	3/4"	7/8"	1"	1-1/8"	1-1/4"	1-3/8"	1-1/2"	1-3/4"	2"	2-1/8"	2-1/4"	2-1/2"	2-9/16"	2-11/16"	3"	3-1/2"	3-5/8"	4"	4-1/8"	4-1/4"	4-1/2"	4-3/4"	Annors	Pilot Drills	
AVELE01	●	●	●	●	●	●	●	●	●	●	●	●	●	●	●	●	●	●	●	●	●	●			
BI-METAL																							M34	HSS (2)	
CARBIDE TIP																							M35PS	3-1/4"	
AVPLU01	●	●	●	●	●	●	●	●	●	●	●	●	●	●	●	●	●	●	●	●	●	●			
BI-METAL																								M24	HSS(2) 3-1/16"
CARBIDE GRIT																								M46PS	CT (2) 2-7/8"



Spade Bits

A popular item for boring small holes through wood. Stem works with 1/4" Fast-Adapt™

Features & Benefits

- Produce a cleaner hole with less vibration with the angled spur
- Uses bit to pull lead wire back through the drilled hole
- 1/4" (6.4mm) quick change shank size fits all power drills

Applications

Wood, plastic, plywood, formica, wood composites



PACKAGING: 1 per card, 5 per standard pack

Description	10/Box		1/Card		Description	10/Box		1/Card	
	Model #	Computer #	Model #	Computer #		Model #	Computer #	Model #	Computer #
1/4" 6mm	WSB250	125000	WSB250C	125307	13/16" 21mm	WSB812	125093	WSB812C	125390
5/16" 8mm	WSB312	125017	WSB312C	125314	7/8" 22mm	WSB875	125109	WSB875C	125406
3/8" 10mm	WSB375	125024	WSB375C	125321	15/16" 24mm	WSB937	125116	WSB937C	125413
7/16" 11mm	WSB437	125031	WSB437C	125338	1" 25mm	WSB1000	125123	WSB1000C	125420
1/2" 13mm	WSB500	125048	WSB500C	125345	1-1/8" 29mm	WSB1125	125130	WSB1125C	125437
9/16" 14mm	WSB562	125055	WSB562C	125352	1-1/4" 32mm	WSB1250	125147	WSB1250C	125444
5/8" 16mm	WSB625	125062	WSB625C	125369	1-3/8" 35mm	WSB1375	125154	WSB1375C	125451
11/16" 17mm	WSB687	125079	WSB687C	125376	1-1/2" 38mm	WSB1500	125161	WSB1500C	125468
3/4" 19mm	WSB750	125086	WSB750C	125383					

Step Drills

Step drills are ideal for drilling repetitive holes by electrical contractors, sheet metal workers, and auto mechanics. HSS drills are made of high speed steel with double fluted ground cutting edge for long life. Morse also carries TiN coated drills to reduce friction, allowing the bits to last up to six times longer than HSS drills. One per box.



Features & Benefits

- Reduce secondary operations with trailing flute that automatically deburs holes
- Increase accuracy when drilling with 3 flats on shank for secure fastening in drill
- Faster penetration than standard points with split point tip for self starting drills
- Re-sharpenable cutting edges allows for longer tool life

Applications

Steel, copper, brass, aluminum, Plexiglass, sheet metal, PVC, plasterboard, hole enlarging

Description	1/Tube		Shank Inches	Point Type
	Model #	Computer #		
1/8" - 1/2" by 32nds	ESD01	124003	1/4	Self-Starting
3/16" - 1/2" by 16ths	ESD02	124010	1/4	Self-Starting
3/16" - 7/8" by 16ths	ESD03	124027	3/8	Self-Starting
1/4" - 3/4" by 16ths	ESD04	124034	3/8	Self-Starting
1/4" - 1-1/8" by 16ths	ESD05	124041	3/8	Self-Starting
1/8" - 3/8" by 16ths	ESD06	124058	1/4	Self-Starting
1/8" - 1/2" by 16ths	ESD07	124065	1/4	Self-Starting
9/16" - 1" by 16ths	ESD08	124072	3/8	Hole Enlarging 1/2" or larger Pilot Holes
3/4" - 1-3/8" by 16ths	ESD09	124089	1/2	Hole Enlarging 3/4" or larger Pilot Holes
1/4" - 7/8" by 16ths	ESD10	124096	3/8	Self-Starting
1/4" - 1-3/8" by 8ths	ESD11	124102	3/8	Self-Starting
TiN Coated Step Drills				
1/8" - 1/2" by 32nds	ESD01TiN	124119	1/4	Self-Starting
3/16" - 1/2" by 16ths	ESD02TiN	124126	1/4	Self-Starting
3/16" - 7/8" by 16ths	ESD03TiN	124133	3/8	Self-Starting
1/4" - 3/4" by 16ths	ESD04TiN	124140	3/8	Self-Starting

Step Drill Kit: ESDKIT01 / 124201

This kit offers 4 of the most popular step drill sizes for electrical, automotive and sheet metal applications. Contains: ESD01, ESD03, ESD04, ESD05





Double Cut Auger Bits

Premium double fluted auger bits provide excellent deep boring in wood and nail-embedded wood applications. Precision ground, heat-treated and tempered cutting edges cut through nails. (1) per tube

Bore Diameter		Length	Shank Size*	Model Number	Computer #
Inches	mm				
3/8"	9.5	18"	7/16"	WSAB180375	125505
7/16"	11	18"	7/16"	WSAB180437	125512
1/2"	13	18"	7/16"	WSAB180500	125529
9/16"	14	18"	7/16"	WSAB180562	125536
5/8"	16	18"	7/16"	WSAB180625	125543
11/16"	17	18"	7/16"	WSAB180687	125550
3/4"	19	18"	7/16"	WSAB180750	125567
13/16"	21	18"	7/16"	WSAB180812	125574
7/8"	22	18"	7/16"	WSAB180875	125581
15/16"	24	18"	7/16"	WSAB180937	125598
1"	25	18"	7/16"	WSAB181000	125604
1-1/16"	27	18"	7/16"	WSAB181062	125611
1-1/8"	29	18"	7/16"	WSAB181125	125628
1-1/4"	32	18"	7/16"	WSAB181250	125635
1-3/8"	35	18"	7/16"	WSAB181375	125642
1-1/2"	38	18"	7/16"	WSAB181500	125659
5/8"	16	7-1/2"	7/16"	WSAB750625	125666
11/16"	17	7-1/2"	7/16"	WSAB750687	125673
3/4"	19	7-1/2"	7/16"	WSAB750750	125680
13/16"	21	7-1/2"	7/16"	WSAB750812	125697
7/8"	22	7-1/2"	7/16"	WSAB750875	125703
15/16"	24	7-1/2"	7/16"	WSAB750937	125710
1"	25	7-1/2"	7/16"	WSAB751000	125727
1-1/8"	29	7-1/2"	7/16"	WSAB751125	125734
1-1/4"	32	7-1/2"	7/16"	WSAB751250	125741
1-3/8"	35	7-1/2"	7/16"	WSAB751375	125758
1-1/2"	38	7-1/2"	7/16"	WSAB751500	125765

* Shanks are designed to work in Fast-Adapt® MQC38 quick change chucks (pg 12) and standard chucks.

Features & Benefits

- Self-feed screw point for effortless boring
- Double flute design for fast chip removal and less clearing of bit
- Resharpenable edge allows for quick touch ups to maintain edge and life of bit
- 7/16" quick change shank allows for use with quick change chuck

Applications

Wood and nail-embedded wood



Auger/Wood Bit File: WSAB6STFILE / 125499

These files are designed for sharpening and extending the life of Morse auger and wood bits. Six inch slim taper file with attached wooden handle. PACKAGING: 1 per tube

Self Feeding Wood Bits

Morse self feeding wood bits are precision ground for clean, accurate holes and single chip lift for efficient chip removal. (1) per tube

Features & Benefits

- Resharpen using the Morse Auger/Wood bit file.
- Threaded feed screw pulls bit into and through the cut for ease of use
- 7/16" shanks have milled flats for secure gripping by the chuck from safe, fast cutting



Applications

Hardwoods, soft woods, plastics, wood composites, PVC, plastic conduit


Bore Diameter		Shank Size*	Model Number	Computer #
Inches	mm			
1"	25	7/16"	WSF1000	123822
1-1/8"	29	7/16"	WSF1125	123839
1-1/4"	32	7/16"	WSF1250	123846
1-3/8"	35	7/16"	WSF1375	123853
1-1/2"	38	7/16"	WSF1500	123860
1-3/4"	44	7/16"	WSF1750	123877
2"	51	7/16"	WSF2000	123884
2-1/8"	54	7/16"	WSF2125	123891
2-1/4"	57	7/16"	WSF2250	123907
2-9/16"	65	7/16"	WSF2562	123914
3"	76	7/16"	WSF3000	123921
3-5/8"	92	7/16"	WSF3625	123938
4-5/8"	118	7/16"	WSF4625	123945
5-1/2" Extension		7/16"	WSFEXT5	123990
Self Feeding Wood Bit Kits				
4 Piece Contractor Kit			WSFKIT1	123952
Contains: 1-3/8", 1-1/2", 2-1/8", 2-9/16"				
8 Piece Contractor Kit			WSFKIT2	123969
Contains: 1", 1-1/8", 1-1/4", 1-3/8", 1-1/2", 1-3/4", 2-1/8", 2-9/16", 5-1/2" Extension				
Screw Tip Replacement Kits				
For 1" to 2-9/16" (25-65mm) bits		WSFRKIT1	123976	
Contains: 3 screw tips, 1 set screw, 1 hex key				
For 3" to 4-5/8" (76-117mm) bits		WSFRKIT2	123983	
Contains: 3 screw tips, 1 set screw, 1 hex key				

* Shanks are designed to work in Fast-Adapt® MQC38 quick change chuck adaptors (pg 12) and standard chucks.

RECIPROCATING SAW BLADES

Reciprocating Saw Blades


Offering the longest lasting reciprocating saw blades available. M. K. Morse reciprocating blades cut more smoothly, more accurately and deliver greater cost savings per cut.

Blade Type	Application
Master Cobalt® Bi-Metal	All types of machinable metal, wood, nail-embedded wood, composites, plastic, rubber. Special heat treat produces super tough, super wear resistant heavy duty blades for longer life in toughest cutting applications.
Bi-Metal	All types of machinable metal, wood, nail-embedded wood, composites, plastic, rubber.
Real McRipper® Bi-Metal	General demolition work. Wood, nail-embedded wood, roofs, walls, metal studs, wallboard, plaster, lath. Extra wide, extra thick blades for stability and control when cutting through structures like walls and roofs.
Fire & Rescue Bi-Metal	All types of machinable metal encountered in vehicle extraction and demolition. Extra wide, extra thick blades for heavy feed and stability. Available in fine tooth pitches for superior performance in sheet metal and vehicle frames.
Bi-Metal Air Saw Blades	Fine toothed blade used in pneumatic saws to cut thin sheet metal.
Diamond Grit Edge 	Extremely hard or brittle materials where cut finish is important - Granite (stone), ceramic tile, glass block, architectural stone, brick (masonry), cast iron, laminate flooring.
Tungsten Carbide Tipped	Fast cutting in nail free wood, plastic, drywall, fiberboard, fiberglass, and other soft abrasive material.
Tungsten Carbide Grit Edge	Hard or abrasive material: hardened steel, cement, brick, fiberglass, wire reinforced rubber, plaster/lath.

RECIPROCATING SAW BLADES

MASTER COBALT® Reciprocating Saw Blades

Triple the life of standard reciprocating saw blades, Master Cobalt® technology has a unique combination of features resulting in the longest lasting recip blades available. They cut smooth, accurate, and offer great value.



Features & Benefits

- Premium bi-metal recip blade product
- Wide variety of sizes for every professional cutting need
- Available in 3 different thicknesses to meet flexibility and stiffness needs for various applications
- Master Cobalt® Reciprocating Saw Blades have conventional shanks.

Applications

Machinable metal, wood, nail-embedded wood, composites, plastic, rubber



Recommended Use	Description	Teeth Per Inch	25/Tube		5/Tube	
			Model #	Computer #	Model #	Computer #
	.035 THICK BLADES					
Wood, nail-embedded wood, compositions, plastic, cast aluminum, and non-ferrous metals.	6" X 3/4" X .035 (150 x 20 x .9mm)	10	RBMC610T25	404037	RBMC610T05	404020
	8" X 3/4" X .035 (200 x 20 x .9mm)	10	RBMC810T25	404112	RBMC810T05	404105
Heavy gauge metals 1/8" thick and above. Barstock and angles.	6" X 3/4" X .035 (150 x 20 x .9mm)	14	RBMC614T25	404051	RBMC614T05	404044
	8" X 3/4" X .035 (200 x 20 x .9mm)	14	RBMC814T25	404136	RBMC814T05	404129
Heavy gauge metals of 18 gauge to 1/8" thick, conduit, pipe, channels, and tubing.	6" X 3/4" X .035 (150 x 20 x .9mm)	18	RBMC618T25	404075	RBMC618T05	404068
	8" X 3/4" X .035 (200 x 20 x .9mm)	18	RBMC818T25	404150	RBMC818T05	404143
	12" X 3/4" X .035 (300 x 20 x .9mm)	18	RBMC1218T25	404013	RBMC1218T05	404006
Metal cutting 18 gauge and under. Trim and tubing.	6" X 3/4" X .035 (150 x 20 x .9mm)	24	RBMC624T25	404099	RBMC624T05	404082
	.042 THICK BLADES					
Heavy duty metal cutting, nail-embedded woods, pallets.	6" X 1" X .042 (150 x 25 x 1mm)	10	RBMC64210T25	404174	RBMC64210T05	404167
	9" X 1" X .042 (225 x 25 x 1mm)	10	RBMC94210T25	403894	RBMC94210T05	403887
	12" X 1" X .042 (300 x 25 x 1mm)	10	RBMC124210T25	403955	RBMC124210T05	403948
Heavy gauge metals 1/8" thick and above. Barstock and angles.	6" X 1" X .042 (150 x 25 x 1mm)	14	RBMC64214T25	404198	RBMC64214T05	404181
	9" X 1" X .042 (225 x 25 x 1mm)	14	RBMC94214T25	403917	RBMC94214T05	403900
	12" X 1" X .042 (300 x 25 x 1mm)	14	RBMC124214T25	403979	RBMC124214T05	403962
Heavy gauge metals of 18 gauge to 1/8" thick, conduit, pipe, channels, and tubing.	6" X 1" X .042 (150 x 25 x 1mm)	18	RBMC64218T25	404211	RBMC64218T05	404204
	9" X 1" X .042 (225 x 25 x 1mm)	18	RBMC94218T25	403931	RBMC94218T05	403924
	12" X 1" X .042 (300 x 25 x 1mm)	18	RBMC124218T25	403993	RBMC124218T05	403986
Metal cutting 18 gauge and under. Trim and tubing.	6" X 1" X .042 (150 x 25 x 1mm)	24	RBMC64224T25	404235	RBMC64224T05	404228
	.050 THICK BLADES					
Long life cutting wood.	6" X 3/4" X .050 (150 x 20 x 1.3mm)	5.5	RBMC65005T25	404471	RBMC65005T05	404440
	9" X 3/4" X .050 (225 x 20 x 1.3mm)	5.5	RBMC95005T25	404488	RBMC95005T05	404457
	12" X 3/4" X .050 (300 x 20 x 1.3mm)	5.5	RBMC125005T25	404495	RBMC125005T05	404464
Heavy duty metal cutting, nail-embedded woods.	9" X 1" X .050 (225 x 25 x 1.3mm)	10	RBMC95010T25	404310	RBMC95010T05	404303
	12" X 1" X .050 (300 x 25 x 1.3mm)	10	RBMC125010T25	404259	RBMC125010T05	404242
Heavy duty metal cutting 1/8" thick and above. Barstock and angles.	9" X 1" X .050 (225 x 25 x 1.3mm)	14	RBMC95014T25	404334	RBMC95014T05	404327
	12" X 1" X .050 (300 x 25 x 1.3mm)	14	RBMC125014T25	404273	RBMC125014T05	404266
Long life cutting heavy gauge metals of 18 gauge to 1/8" thick, conduit, pipe, channels, and tubing.	9" X 1" X .050 (225 x 25 x 1.3mm)	18	RBMC95018T25	404358	RBMC95018T05	404341
	12" X 1" X .050 (300 x 25 x 1.3mm)	18	RBMC125018T25	404297	RBMC125018T05	404280

Bi-Metal Reciprocating Saw Blades

Extra-tough, professional quality bi-metal recip blades are available in a wide variety of lengths. Over the years we have developed and refined a special manufacturing process designed to lengthen blade life and guarantee quality.


Features & Benefits

- Fits all popular reciprocating saw machines
- 8% Cobalt edge offers more wear resistance
- Matrix II cutting edge has shock resistance for teeth to resist strippage
- Available in a wide variety of lengths and thicknesses

Applications

Machinable metal, wood, nail-embedded wood, composites, rubber, plastic, plaster, and other common building materials



Application	Length X Width X Thickness		Teeth Per Inch	Blade Profile 
	Inches	mm		
Wood, nail-embedded wood, all composition material.	6 X 3/4 X .035	150 X 20 X .9	6	
Demolition, nail-embedded wood, all wood	12 X 3/4 X .050	300 X 20 X 1.3	2/3	
General rough-in, all woods, nail-embedded woods.	6 X 3/4 X .035	150 X 20 X .9	6	
	9 X 3/4 X .035	225 X 20 X .9	6	
	12 X 3/4 X .035	300 X 20 X .9	6	
	6 X 3/4 X .050	150 X 20 X 1.3	6	
	9 X 3/4 X .050	225 X 20 X 1.3	6	
General rough-in, all woods, nail-embedded woods.	12 X 3/4 X .050	300 X 20 X 1.3	5/8	
	6 X 3/4 X .050	150 X 20 X 1.3	5/8	
Wood, nail-embedded wood, all composition material.	12 X 3/4 X .050	300 X 20 X 1.3	5/8	
	6 X 3/4 X .035	150 X 20 X .9	5/8	
General purpose, metal cutting, nail-embedded woods.	8 X 3/4 X .050	200 X 20 X 1.3	8/12	
General purpose, metal cutting, nail-embedded woods.	12 X 3/4 X .050	300 X 20 X 1.3	8/12	
	12 X 3/4 X .035	300 X 20 X .9	10/14	
Heavy duty metal cutting, nail-embedded woods.	6 X 3/4 X .050	150 X 20 X 1.3	10/14	
General rough-in, all woods, nail embedded woods.	12 X 3/4 X .050	300 X 20 X 1.3	10/14	
Heavy gauge metal, rubber & fiber, nail-embedded wood.	4 X 3/4 X .035	100 X 20 X .9	10/14	
Wood, nail-embedded wood, compositions, plastic, metals 1/8" and above.	6 X 3/4 X .035	150 X 20 X .9	10/14	
Heavy duty wood/metal cutting.	6 X 3/4 X .050	150 X 20 X 1.3	10/14	
General purpose, metal cutting, nail-embedded woods.	8 X 3/4 X .035	200 X 20 X .9	10/14	
Heavy duty metal cutting, nail-embedded woods.	12 X 3/4 X .050	300 X 20 X 1.3	10/14	
For soil pipe.	8 X 3/4 X .050	200 X 20 X 1.3	10/14	
Wood, nail-embedded wood, compositions, plastic, cast aluminum, non-ferrous metals.	6 X 3/4 X .035	150 X 20 X .9	10	
	12 X 3/4 X .035	300 X 20 X .9	10	
All woods, composition materials, plastic, nail-embedded wood, cast aluminum, light-gauge metals.	8 X 3/4 X .035	200 X 20 X .9	10	
	10 X 3/4 X .035	250 X 20 X .9	10	
Heavy duty metal cutting, nail-embedded woods.	6 X 3/4 X .050	150 X 20 X 1.3	10	
Heavy gauge metals 1/8" thick and above. Barstock and angles.	4 X 3/4 X .035	100 X 20 X .9	14	
	6 X 3/4 X .035	150 X 20 X .9	14	
	8 X 3/4 X .035	200 X 20 X .9	14	
	9 X 3/4 X .035	225 X 20 X .9	14	
	12 X 3/4 X .035	300 X 20 X .9	14	
Heavy duty metal cutting 1/8" thick and above.	6 X 3/4 X .050	150 X 20 X 1.3	14	
Heavy gauge metals of 18 gauge to 1/8" thick, conduit, pipe, channels, and tubing.	4 X 3/4 X .035	100 X 20 X .9	18	
	6 X 3/4 X .035	150 X 20 X .9	18	
	8 X 3/4 X .035	200 X 20 X .9	18	
	9 X 3/4 X .035	225 X 20 X .9	18	
	10 X 3/4 X .035	250 X 20 X .9	18	
	12 X 3/4 X .035	300 X 20 X .9	18	
Heavy duty metal cutting 18 gauge to 1/8" thick.	6 X 3/4 X .050	150 X 20 X 1.3	18	
Metal cutting 18 gauge and under. Trim and tubing. Galvanized pipe under 18 gauge.	4 X 3/4 X .035	100 X 20 X .9	24	
	6 X 3/4 X .035	150 X 20 X .9	24	
Plaster with metal lath, plasterboard, sheet rock, plaster walls.	6 X 3/4 X .035	150 X 20 X .9	6	
General rough-in scroll cuts, all woods, nail-embedded woods.	6 X 7/16 X .050	150 X 11 X 1.3	6	
Scroll cuts in wood and cast aluminum, non-ferrous metals.	3 X 5/16 X .035	75 X 6 X .9	18	

RECIPROCATING SAW BLADES

50/Tube		25/Tube		15/Tube		5/Tube		2/Card 5/Standard Pk	
Model #	Computer #	Model #	Computer #	Model #	Computer #	Model #	Computer #	Model #	Computer #
RB606STT50	402125					RB606STT05	402132	RB606STC2	397261
RB125023T50	401616					RB125023T05	401593		
RB63506T50	400183	RB63506T25	398718	RB63506T15	398404	RB63506T05	400190		
RB93506T50	400169					RB93506T05	400176		
RB123506T50	400145					RB123506T05	400152		
RB65006T50	402057	RB65006T25	398732			RB65006T05	402040	RB65006C2	397339
RB95006T50	402033	RB95006T25	398794			RB95006T05	402026	RB95006C2	397391
RB125006T50	402149	RB125006T25	398633			RB125006T05	402156	RB125006C*	402286
RB125058T50	398442								
RB65058T50	398503					RB65058T05	398510		
RB658T50	398558					RB125058STT05	398473		
RB850812T50	400947					RB850812T05	400930		
RB1250812T50	400923					RB1250812T05	400916		
RB121014T50	400107					RB121014T05	400114		
RB6501014TT50	398534					RB6501014TT05	398541		
RB12501014T50	402088	RB12501014T25	398640			RB12501014T05	402095	RB12501014C*	402248
RB41014T50	402606					RB41014T05	402613		
RB61014T50	402019					RB61014T05	402002		
RB6501014T50	399227					RB6501014T05	399234	RB6501014C2	397360
RB81014T50	402101	RB81014T25	398756	RB81014T15	398411	RB81014T05	402118	RB81014C2	397407
RB12501014STT50	398428					RB12501014STT05	398435		
RB8501014T50	402064					RB8501014T05	402071	RB8501014C2	397384
RB610T50	400381	RB610T25	398664			RB610T05	400398	RB610C2	397285
RB1210T50	400244					RB1210T05	400251		
RB810T50	400466	RB810T25	398749			RB810T05	400473		
RB1010T50	402569					RB1010T05	402576		
RB65010T50	399593					RB65010T05	399609		
RB414T50	400220					RB414T05	400237		
RB614T50	400404	RB614T25	398671	RB614T15	398381	RB614T05	400411	RB614C2	397308
RB814T50	400480	RB814T25	398763			RB814T05	400497	RB814C2	397377
RB914T50	400992					RB914T05	400985		
RB1214T50	400121					RB1214T05	400138		
RB65014T50	399616					RB65014T05	399623		
RB418T50	400268					RB418T05	400275	RB418C2	397247
RB618T50	400428	RB618T25	398688	RB618T15	398398	RB618T05	400435	RB618C2	397315
RB818T50	402583	RB818T25	398770			RB818T05	402590		
RB918T50	401012					RB918T05	401005		
RB1018T50	398480					RB1018T05	398497		
RB1218T50	400206	RB1218T25	398619			RB1218T05	400213		
RB65018T50	399630					RB65018T05	399647		
RB424T50	400305					RB424T05	400312		
RB624T50	400442	RB624T25	398701			RB624T05	400459	RB624C2	397322
RB606PT50	400343					RB606PT05	400350		
RB65006CT50	399500					RB65006CT05	399517		
RB318ST50	401982					RB318ST05	401999		

*Denotes 1 per card.

THE REAL McRIPPER® Demolition Blades

Another Morse original. Specially designed for the toughest demolition jobs. Cuts all wood, nail-embedded wood and metals. Extra wide, extra thick blades for stability and control while cutting through structure like walls and roofs

Features & Benefits

- Extra wide, extra thick blades for stability and control when cutting through structures like walls and roofs.
- Greater beam strength to reduce flexing
- Great for tough demolition work

Applications

General demolition, wood, nail-embedded wood, roofs, walls, metal studs, wallboard, plaster, lath



Description	Teeth Per Inch	20/Tube		3/Tube		1/Card 5/Standard Pack	
		Model #	Computer #	Model #	Computer #	Model #	Computer #
6" X 7/8" X .062 (150 x 22 x 1.6mm)	6	RB66206T20	398343	RB66206T03	398350		
9" X 7/8" X .062 (225 x 22 x 1.6mm)	6	RB96206T20	402415	RB96206T03	402422	RB96206C	397186
12" X 7/8" X .062 (300 x 22 x 1.6mm)	6	RB126206T20	398305	RB126206T03	398312	RB126206C	397209
6" X 7/8" X .062 (150 x 22 x 1.6mm)	10	RB66210T20	398367	RB66210T03	398374		
9" X 7/8" X .062 (225 x 22 x 1.6mm)	10	RB96210T20	402439	RB96210T03	402446		
12" X 7/8" X .062 (300 x 22 x 1.6mm)	10	RB126210T20	398329	RB126210T03	398336		

Fire & Rescue Blades

When lives are on the line, only the best will do. These blades are preferred by professional firefighters who know they can count on Morse. Our blades are thicker than most blades to prevent pinching and bending. The wavy tooth set means the blades can cut more smoothly through a variety materials without binding and still cut quickly. Great for all types of machinable metal encountered in vehicle extraction and demolition.

Features & Benefits

- Wavy set reduces pinching during cuts
- Available in 6", 9", and 12" lengths (152, 229 and 305mm)
- .062" Blade thickness for little or no bending

Applications

Fire & rescue extrication, demolition



Description	Teeth Per Inch	20/Tube		3/Tube		1/Card 5/Standard Pack	
		Model #	Computer #	Model #	Computer #	Model #	Computer #
6" X 7/8" X .062 (150 x 22 x 1.6mm)	10	RBFR66210WT20	403511	RBFR66210WT03	403665		
9" X 7/8" X .062 (225 x 22 x 1.6mm)	10	RBFR96210WT20	403528	RBFR96210WT03	403689		
12" X 7/8" X .062 (300 x 22 x 1.6mm)	10	RBFR126210WT20	403504	RBFR126210WT03	403702		
6" X 7/8" X .062 (150 x 22 x 1.6mm)	14	RBFR66214WT20	403542	RBFR66214WT03	403672	RBFR66214WC	397117
9" X 7/8" X .062 (225 x 22 x 1.6mm)	14	RBFR96214WT20	403559	RBFR96214WT03	403696	RBFR96214WC	397131
12" X 7/8" X .062 (300 x 22 x 1.6mm)	14	RBFR126214WT20	403535	RBFR126214WT03	403719	RBFR126214WC	397155

U-Shank Bi-Metal Blades

Specially designed bi-metal recip with U-shank for cutting pipes and metal sections. Fits pipe clamp recip saws from manufactures like REMS, Roller's, Ridgid, Pace, and Flex. (5) blades per pouch.

Features & Benefits

- Designed for thin wall metal and plastic pipe
- Various lengths available designed to cut 2", 4" or 6" pipe
- Will cut all types of machinable metal

Applications

Thin wall metal and plastic pipe. Fits pipe clamp recip saws from manufactures like REMS, Roller's, Ridgid, Pace, and Flex.



Recommended Use	Length X Width X Thickness		Teeth Per Inch	5/Pouch	
	Inches	mm		Model #	Computer #
Cuts thin wall metal and plastic pipe up to 6" diameter.	12 X 1 X .050	300 X 25 X 1.3	6	RBU1206P	403641
Cuts pipe up to 2" diameter.	5-1/2 X 1 X .062	140 X 25 X 1.6	8	RBU5508P	400015
Cuts pipe up to 4" diameter.	8 X 1 X .062	200 X 25 X 1.6	8	RBU808P	400053
Cuts pipe up to 6" diameter.	10-1/2 X 1 X .062	263 X 25 X 1.6	8	RBU10508P	399975
Cuts thin wall metal and plastic pipe up to 6" diameter.	12 X 1 X .062	300 X 25 X 1.6	8	RBU1208P	403610
Cuts thin wall metal and plastic pipe up to 2" diameter.	5-1/2 X 1 X .035	140 X 25 X .9	14	RBU5514P	400039
Cuts thin wall metal and plastic pipe up to 4" diameter.	8 X 1 X .035	200 X 25 X .9	14	RBU814P	400077
Cuts thin wall metal and plastic pipe up to 6" diameter.	12 X 1 X .035	300 X 25 X .9	14	RBU1214P	403627

Bi-Metal Recip Kits & Assortment Pouch

Handy assortments of our most popular sizes in tough high-strength polystyrene boxes. Assortment Pouch has see-through vinyl side.



Description	Model #	Computer #	Contains
General Purpose Assortment	RBKITGP01	397483	(5) ea: RB618, (6) ea: RB65006, (2) ea: RB814, RB8501014, RB95006 + Storage Tube
Heavy Duty Assortment	RBKITHD01	397490	(4) ea: RBMC64218, (2) ea: RB66210, RBFR66214W, RB96210, RBMC94214 + Storage Tube
Contractor General Use Kit	RBKIT01	405003	(7) ea: RB618, RB63506, RB658, RB610, RB614, RB61014
Contractor Heavy Duty Kit	RBKIT02	405010	(5) ea: RB65058, RB65010, RB65014, RB65018 / (10) ea: RB65006
Demolition Kit	RBKIT03	405027	(5) ea: RB65006, RB65058, RB65010 / (4) ea: RB66206 / (8) ea: RB66210
Assortment Pouch	RBP01	403030	(1) ea: RB414, RB418, RB614, RB618, RB65006

Jab Saw

Heavy duty, ergonomic handle to use with either a reciprocating or a hack saw blade. Allows for quick blade changes for various applications.



Features & Benefits

- Heavy duty, ergonomic handle
- Easily change blades for either hacks or reciprocating saw blades
- Comes with a 6" .050 (150mm x 1.3mm) 6 TPI bi-metal reciprocating saw blade
- Great for tight, confined places

PACKAGING: 1 per card / 6 cards per box

Description	Model Number	Computer #
Jab saw with 6" .050 6TPI blade	JSHRBC01	397063

Applications

Plaster, drywall, wood & metal

Bi-Metal Air Saw Blades

Specially designed bi-metal blades for use in pneumatic saws for thin sheet metal.



Features & Benefits

- Fine teeth for cutting thin metal
- Used mostly for auto body, muffler shops, or other metal fabricating shops

Applications

Thin sheet metal, automotive, muffler shops, metal fabricating

Length X Width X Thickness		Teeth Per Inch	25/Tube		5/Tube	
Inches	mm		Model #	Computer #	Model #	Computer #
3 X 1/2 X .025	75 X 12.7 X .6	14	RBA314T25	398572	RBA314T05	398220
3 X 1/2 X .025	75 X 12.7 X .6	18	RBA318T25	398589	RBA318T05	398244
3 X 1/2 X .025	75 X 12.7 X .6	24	RBA324T25	398596	RBA324T05	398268
3 X 1/2 X .025	75 X 12.7 X .6	32	RBA332T25	398602	RBA332T05	398282
4 X 1/2 X .025	100 X 12.7 X .6	14	RBA414T25	397513	RBA414T05	397506
4 X 1/2 X .025	100 X 12.7 X .6	18	RBA418T25	397537	RBA418T05	397520
4 X 1/2 X .025	100 X 12.7 X .6	24	RBA424T25	397551	RBA424T05	397544
4 X 1/2 X .025	100 X 12.7 X .6	32	RBA432T25	397575	RBA432T05	397568
.035 THICK HEAVY DUTY AIRSAW BLADES						
3 X 1/2 X .025	75 X 12.7 X .6	14	RBA33514T25	396882	RBA33514T05	396806
3 X 1/2 X .025	75 X 12.7 X .6	18	RBA33518T25	396899	RBA33518T05	396813
3 X 1/2 X .025	75 X 12.7 X .6	24	RBA33524T25	396905	RBA33524T05	396820
3 X 1/2 X .025	75 X 12.7 X .6	32	RBA33532T25	396912	RBA33532T05	396837
4 X 1/2 X .025	100 X 12.7 X .6	14	RBA43514T25	396929	RBA43514T05	396844
4 X 1/2 X .025	100 X 12.7 X .6	18	RBA43518T25	396936	RBA43518T05	396851
4 X 1/2 X .025	100 X 12.7 X .6	24	RBA43524T25	396943	RBA43524T05	396868
4 X 1/2 X .025	100 X 12.7 X .6	32	RBA43532T25	396950	RBA43532T05	396875



DIAMONDGRIT™

NEW
FROM THE M. K. MORSE COMPANY



- Granite (stone)
- Ceramic Tile
- Glass Block
- Architectural Stone
- Brick (masonry)
- Cast Iron
- Laminate Flooring

LONG LASTING

Industrial Diamond Grit brazed to hardened and tempered alloy body.


FAST CUTTING

Fast and easy cutting of abrasive materials.

STRAIGHT CUTTING

3/4" wide durable body for straight cuts.

Blade Length		1/Card 5/Standard Pack	
Inches	mm	Model #	Computer #
6	150	RBDG6C	129701
9	225	RBDG9C	129718



Diamond Grit Recip Blades

The use of natural stone, porcelain and masonry products continue to grow world-wide. These difficult to cut materials are increasingly being used in residential and commercial construction as well as home remodeling.

Morse Diamond Grit reciprocating saw blades provide longer life and faster cutting in these materials than the conventional carbide grit and carbide tipped reciprocating saw blades.

Tungsten Carbide Tipped Blades

Fast cutting in abrasive materials that still require the cutting action of teeth. Carbide tips are welded to alloy backs and then ground to create a clean accurate cutting edge.



Features & Benefits

- Fast cutting action in soft abrasive materials
- Exceptional fatigue resistance with carbide tipped teeth
- Available in 6", 9", and 12" lengths (152, 229 and 305mm)

Applications

Fiberglass, particle board, cement board, nail free wood, non-ferrous metal, plastic, drywall, fiberboard, soft abrasive material

Recommended Use	Length X Width X Thickness		Teeth Per Inch	25/Tube		3/Tube		1/Card 5/Standard Pack	
	Inches	mm		Model #	Computer #	Model #	Computer #	Model #	Computer #
Plaster over lath, fiberglass, wood, non-ferrous metal, Hardiboard®, pressure treated lumber, hardwood, and particle board.	6 X 3/4 X .050	150 X 20 X 1.3	3	RTCT603T25	403122	RTCT603T03	403443	RTCT603C	403047
	6 X 3/4 X .050	150 X 20 X 1.3	6	RTCT606ST25	403139	RTCT606ST03	403450	RTCT606SC	403054
	9 X 3/4 X .050	225 X 20 X 1.3	3	RTCT903T25	403146	RTCT903T03	403467	RTCT903C	403061
	9 X 3/4 X .050	225 X 20 X 1.3	6	RTCT906T25	403153	RTCT906T03	403474	RTCT906C	403078
	12 X 3/4 X .050	300 X 20 X 1.3	3	RTCT1203T25	403108	RTCT1203T03	403481	RTCT1203C	403085
	12 X 3/4 X .050	300 X 20 X 1.3	6	RTCT1206T25	403115	RTCT1206T03	403498	RTCT1206C	403092

Tungsten Carbide Grit Blades

For cutting materials too hard, or abrasive or thin for bi-metal blades. Tungsten carbide grains are bonded to alloy body creating smooth cutting blades that won't tear thin materials while offering a long life when cutting difficult materials.



Features & Benefits

- Super resistance to heat and shock
- Carbide grains bonded to an alloy backer cuts fast without snagging
- Ideal for cutting materials too hard or abrasive for standard bi-metal blades

Applications

Hardened steel, formed glass, brick, tile, ceramics, cement, fiberglass, marble, steel, laminates, marble floor tiles, composites

Recommended Use	Blade Length		25/Tube		3/Tube		1/Card 5/Standard Pack	
	Inches	mm	Model #	Computer #	Model #	Computer #	Model #	Computer #
Cutting fiberglass, lath, plaster, cement board, unglazed ceramics, laminates, hardened steel, wire reinforced rubber.	4	100	RTCG4T25	402910	RTCG4T03	403368	RTCG4	402750
	6	150	RTCG6T25	402927	RTCG6T03	403375	RTCG6	402767
	8	200	RTCG8T25	402934	RTCG8T03	403382	RTCG8	402774

JIG SAW BLADES

Jig Saw Accessories

These safe, smooth-cutting blades cut quickly through a wide variety of materials. All are available in different shank configurations to fit various saw models

Blade Type	Application
Bi-Metal	Used primarily for cutting ferrous and non-ferrous metals. Milled and set teeth allow for better clearance while cutting metal. Using a larger tooth (6, 8 tpi) allows for more efficient cutting in hard board, wood and other wood composites.
Carbon Steel	Used for cutting all types of wood and non-metallic products. The conical ground/cross sharpened teeth offer very clean and fast cuts. Specs also available in milled and set style teeth.
Carbide Grit	Used for cutting fiberglass, ceramic tile, composites, laminates, marble floor tiles, etc. Super resistance to heat, wear and abrasion. Allows the cutting of materials that other blades are unable to cut.

Bi-Metal Blades

For cutting ferrous and non-ferrous metals. Hard, durable high speed steel tooth points electron beam welded to a spring steel backer for toughness and stability during cutting.



Features & Benefits

- Milled and set teeth for better clearance while cutting metal
- Larger tooth (6, 8 tpi) are more efficient cutting in hard board, wood and other wood composites
- Available in a universal shank and T-shank

Applications

Machinable metal, wood, nail-embedded wood, composites, plastic, rubber

Recommended Use	Length X Width X Thickness		Teeth per Inch	25/Tube		5/Card 10/standard pack		2/Card 5/standard pack		Tooth Style
	Inches	mm		Model #	Comp #	Model #	Comp #	Model #	Comp #	
UNIVERSAL SHANK: Used on all popular jig saw machines accepting universal shank.										
Wood, fiber board, asbestos, coarse-cut.	4 X 3/8 X .035	100 X 10 X .9	6	SB3606T25	400855	SB3606C5	404549	SB3606C2	397636	M
Wood, plywood, hard-board.	4 X 3/8 X .035	100 X 10 X .9	10	SB3610T25	400879	SB3610C5	404556	SB3610C2	397643	M
Non-ferrous metals, Fiberglass, hard rubber, nail-embedded wood.	4 X 3/8 X .035	100 X 10 X .9	14	SB3614T25	400893	SB3614C5	404563	SB3614C2	397650	M
Metal 18 gauge to 1/8".	3 X 3/8 X .035	75 X 10 X .9	18	SB2718T25	400794	SB2718C5	404518	SB2718C2	397612	M
Metal and non-ferrous metal up to 1/8".	3 X 3/8 X .035	75 X 10 X .9	24	SB2724T25	400831	SB2724C5	404525	SB2724C2	397629	M
Scroll - non-ferrous metals, fiberglass, plywood.	3-5/8 X 3/16 X .035	92 X 5 X .9	12	SB4125T25	399487	SB4125C5	404532	SB4125C2	397667	M
Scroll - metal 18 gauge to 1/8"	2-3/4 X 3/16 X .035	70 X 5 X .9	18	SB2718ST25	402972	SB2718SC5	404501	SB2718SC2	397605	M
T-SHANK: Used on all popular jig saw machines accepting Bosch or T-shank.										
Wood, fiber board, asbestos, roughing work.	4 X 5/16 X .040	100 X 8 X 1.0	6	SB0406T25	400732	SB0406C5	404600	SB0406C2	397704	M
General purpose - wood cutting, compositions, plastic.	4 X 5/16 X .035	100 X 8 X .9	8	SB0408T25	400756	SB0408C5	404617	SB0408C2	397711	M
All woods, composition material, plastics, plywood.	4 X 5/16 X .035	100 X 8 X .9	10	SB0410T25	400770	SB0410C5	404624	SB0410C2	397728	M
Steel and non-ferrous Metal 1/8" thick and up.	3 X 3/8 X .035	75 X 10 X .9	14	SB0314T25	400671	SB0314C5	404570	SB0314C2	397674	M
Metals over 18 gauge, tubing, conduit.	3 X 3/8 X .035	75 X 10 X .9	18	SB0318T25	400695	SB0318C5	404587	SB0318C2	397681	M
Thin metal, plastic fine cuts under 18 gauge	3 X 3/8 X .035	75 X 10 X .9	24	SB0324T25	400718	SB0324C5	404594	SB0324C2	397698	M
Softwood, aluminum, non-ferrous metal up to 3/8", sandwich material up to 3-3/4". Extra long blade.	5-1/4 X 5/16 X .042 5-1/4 X 5/16 X .042	132 X 8 X 1.1 132 X 8 X 1.1	12 21	SB0512LT25 SB0521LT25	401272 401319	SB0512LC5 SB0521LC5	404631 404648			M M



Jig Saw Blade Assortments

6-piece assortments offer lots of versatility; packaged in a vinyl pouch.

Model #	Computer #	Shank	One Each (6 Pieces/Pouch)	Pouch
UNIVERSAL SHANK: Used on all popular jig saw machines accepting universal shank.				
SB1P	401173	1/4" Universal Shank	SB3606, SB3610, SB3614, SB2718, SB2724, SB4125	Vinyl
SC1P	401418	1/4" Universal Shank	SC406, (2)SC410, SC410R, SC2720, SC4125	Vinyl
SBC01	402163	1/4" Universal Shank	SB2718, SB2724, SB3606, SB3610, SB3614	Carded
T-SHANK: Used on all popular jig saw machines accepting Bosch or T-shank.				
SB2P	401531	T-Shank	SB0406, SB0410, SB0314, (2)SB0318, SB0324	Vinyl
SC2P	401432	T-Shank	SC0406, (2)SC0410, SC0410R, SC0416S, SC0320S	Vinyl

Carbon Blades

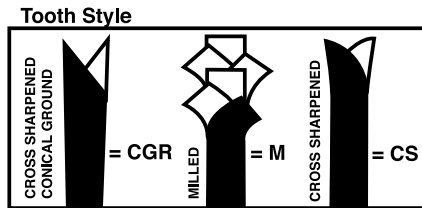

Used for cutting all types of wood and non-metallic products. The ground/cross sharpened teeth offer very clean and fast cuts. Specs also available in milled and set style teeth. Shank styles are available in either universal or T-shank.

Features & Benefits

- High quality carbon steel blades are ideal for cutting woods, chipboards, plywoods, plastic, and similar material.
- Available in both universal shank and T-shank
- Tooth styles are either milled or cross sharpened-conical ground

Applications

Softwood, hardwood, chipboards, plywood, plastic



PACKAGING: 5 per card, 10 per standard pack
 2 per card, 5 per standard pack

Recommended Use	Length X Width X Thickness		Teeth per Inch	25/Tube		5/Card		2/Card		Tooth Style
	Inches	mm		Model #	Comp #	Model #	Comp #	Model #	Comp #	
UNIVERSAL SHANK: Used on all popular jig saw machines accepting universal shank.										
Softwood, hardwood, plywood, chipboard, plastic up to 2" thick. Clean/fast cutting.	4 X 5/16 X .050	100 X 8 X 1.3	6	SC406T25	399722	SC406C5	404853	SC406C2	397865	CGR
Softwood, hardwood, plywood, chipboard, plastic up to 1" thick. Very clean cuts.	4 X 5/16 X .050	100 X 8 X 1.3	10	SC410T25	399746	SC410C5	404860	SC410C2	397889	CGR
Reverse tooth - non-splitting cuts of laminates, and chipboard. Very clean cutting.	4 X 5/16 X .060	100 X 8 X 1.5	10	SC410RT25	399739	SC410RC5	404877	SC410RC2	397872	CGR
Scroll cutting wood, plywood, plastics 1/4" to 1" thick. Smooth cuts.	3-5/8 X 5/16 X .035	92 X 8 X .9	12	SC412ST25	399760	SC412SC5	404822	SC412SC2	397896	M
Scroll cutting wood, plywood, plastics 1/4" to 1" thick. Smooth cuts.	2-3/4 X 1/4 X .035	70 X 6 X .9	12	SC2712T25	399678	SC2712C5	404808	SC2712C2	397827	M
Scroll cutting wood, plywoods, etc. Super fine finish. Ground, taper back.	2-3/4 X 3/16 X .050	70 X 5 X 1.3	20	SC2720T25	399692	SC2720C5	404815	SC2720C2	397834	CGR
T-SHANK: Used on all popular jig saw machines accepting Bosch or T-shank.										
Softwood, hardwood, plywood, chipboard. Fast coarse cutting.	4 X 5/16 X .050	100 X 8 X 1.3	6	SC046T25	401401	SC046C5	404914	SC046C2	397964	M
Softwood, hardwood, plywood, chipboard, plastic up to 2" thick. Clean/fast cutting.	4 X 5/16 X .060	100 X 8 X 1.5	6	SC0406T25	400329	SC0406C5	404921	SC0406C2	397926	CGR
Softwood, hardwood, plywood, chipboard, plastic up to 1" thick. Very clean cuts.	4 X 5/16 X .060	100 X 8 X 1.5	10	SC0410T25	400510	SC0410C5	404938	SC0410C2	397940	CGR
Reverse tooth - non-splitting cuts of laminates, and chipboard. Very clean cutting.	4 X 5/16 X .060	100 X 8 X 1.5	10	SC0410RT25	400503	SC0410RC5	404945	SC0410RC2	397933	CGR
Curved cuts/scroll in softwood and hardwood up to 1" thick. Fast cutting.	3 X 5/32 X .040	75 X 4 X 1	12	SC0312ST25	401142	SC0312SC5	404884	SC0312SC2	397902	M
Curved cuts/scroll in softwood and hardwood up to 1" thick. Fast cutting.	3 X 3/16 X .050	75 X 5 X 1.3	20	SC0320ST25	401364	SC0320SC5	404891	SC0320SC2	397919	CGR
Curved cuts/scroll in softwood and hardwood up to 2" thick. Fast cutting.	4 X 1/4 X .050	100 X 6 X 1.3	6	SC0416ST25	400534	SC0416SC5	404907	SC0416SC2	397957	CGR

TOOTH STYLE: M (Milled) CGR (Cross Sharpened, Conical Ground)



Bayonet Shank Jig Saw Blades

For cutting ferrous and non-ferrous metals. Hard, durable high speed steel tooth points electron beam welded to a spring steel backer for toughness and stability during cutting.

PACKAGING: 5 per card, 10 cards per standard pack

Recommended Use	Length X Width X Thickness		Teeth Per Inch	25/Tube		5/Card	
	Inches	mm		Model #	Computer #	Model #	Computer #
Wood, plastic, composites.	3 X 3/8 X .035	75 X 10 X .9	6	SBB306T25	400619	SBB306C5	404686
Wood, composites, non-ferrous metals, medium-smooth finish.	3 X 3/8 X .035	75 X 10 X .9	10	SBB310T25	400633	SBB310C5	404693
Steel and non-ferrous metals 1/8" thick and above - plastic, asbestos, fiberglass, hard rubber and fiber.	3 X 3/8 X .035	75 X 10 X .9	14	SBB314T25	400657	SBB314C5	404709
Metal over 1/8" thick, plastic, fiberglass.	1-3/4 X 1/4 X .035	45 X 6 X .9	14	SBB214T25	400558	SBB214C5	404655
Heavy gauge metal - 18 gauge to 1/8".	1-3/4 X 1/4 X .035	45 X 6 X .9	18	SBB218T25	400572	SBB218C5	404662
Metal - 18 gauge and under.	1-3/4 X 1/4 X .035	45 X 6 X .9	24	SBB224T25	400596	SBB224C5	404679

Carbide Grit Jig Saw Blades

For cutting materials too hard, or abrasive or thin for bi-metal blades. Tungsten carbide grains are bonded to alloy body creating smooth cutting blades that won't tear thin materials and offer a long life when cutting difficult materials. Used for cutting fiberglass, ceramic tile, composites, laminates, marble floor tiles, etc.

Features & Benefits

- Super resistance to heat and shock
- Fast cuts with carbide grains bonded to an alloy backer, no snags or binding
- Ideal for cutting materials too hard or abrasive for standard bi-metal blades

Applications

Fiberglass, lath, ceramic, marble, other abrasive material



Universal Shank

Description	25/Tube		1/Card - 5/Standard Pack	
	Model #	Computer#	Model #	Computer#
2-3/4" Fine Grit Saw	STCG27-FT25	402859	SCTCG27-F	402699
2-3/4" Medium Grit Saw	STCG27-MT25	402866	SCTCG27-M	402705
2-3/4" Coarse Grit Saw	STCG27-CT25	402873	SCTCG27-C	402712
3-5/8" Fine Grit Saw	STCG36-FT25	402880	SCTCG36-F	402729
3-5/8" Medium Grit Saw	STCG36-MT25	402897	SCTCG36-M	402736
3-5/8" Coarse Grit Saw	STCG36-CT25	402903	SCTCG36-C	402743



T-Shank

Description	25/Tube		1/Card - 5/Standard Pack	
	Model #	Computer#	Model #	Computer#
4" Fine Grit Saw	SOTCG4-FT25	402828	SCOTCG4-F	402668
4" Medium Grit Saw	SOTCG4-MT25	402835	SCOTCG4-M	402675
4" Coarse Grit Saw	SOTCG4-CT25	402842	SCOTCG4-C	402682

PORTABLE BAND SAW BLADES

Portable Band Saw Blades

These rugged, heat treated blades are welded-to-length in our manufacturing plant. They install easily, last a long time and smoothly cut a wide variety of materials.

Features & Benefits (Bi-Metal Blades)

- Shock resistant teeth are great for cutting machinable metals
- Special heavy duty skus available in .025" thickness
- Morse stocks lengths for any portable band saw on the market today
- [Master Cobalt® only] Variable pitch allows for a broad range of materials to be cut and reduce vibration when cutting

Applications (Bi-Metal Blades)

Machinable metals: pipe, tubing, solids and stainless steel

Applications (Carbon Blades)

Wood, Plastic, Plywood, Aluminum, General Purpose

Blade Type	Application
Master Cobalt® Bi-Metal	Use on machinable metals, including stainless steel, pipe, tubing and solids. Premium variable pitch blades offer high heat, wear and shock resistance. Variable pitch allows a broader range of applications and reduced vibration when cutting. This combination results in the longest blade life among competitive blades.
Standard Bi-Metal	Use on machinable metals, including stainless steel, pipe, tubing and solids. Premium straight pitch blades offer high resistance to heat, wear and shock contributing to longer blade life.
Carbon Steel	Use on easy to machine metals. These economical blades are straight pitch.
Stationary Band Saw Blades	Use for cutting wood and easy to machine metals. Carbon hard edge/flex back blades offer reliable performance.

MASTER COBALT®

Variable pitch teeth on these premium bi-metal portable band saw blades reduces vibration when cutting.

Features Matrix II cutting edges and the longest life compared to any competitive blades.

PACKAGING: 3 & 5 per box - 20 boxes per carton. BULK: 100 blades of specification per carton.

Length		TPI	Set	Boxed 3/box		Boxed 5/box		Bulk 100/carton	
Inches	mm			Model #	Comp. #	Model #	Comp. #	Model #	Comp. #
VARIABLE PITCH									
44-7/8 X 1/2 X .020	1140 X 12.7 X .50	10/14	Modified Raker	ZWEP441014MC	001175	ZWEP441014MCB5	002370	ZWEP441014MCB	002233
44-7/8 X 1/2 X .020	1140 X 12.7 X .50	14/18	Wavy	ZWEP441418MC	001182			ZWEP441418MCB	002240
44-7/8 X 1/2 X .020	1140 X 12.7 X .50	20/24	Wavy	ZWEP442024MC	001199	ZWEP442024MCB5	002363	ZWEP442024MCB	002257

Standard Bi-Metal

Standard bi-metal blades with Matrix II cutting edges and straight pitch teeth, these blades cut fast and last a long time with reduced breakage and high resistance to heat, wear and shock.

PACKAGING: 3 per box, 20 boxes per carton (15 per carton for blades over 53"). BULK: 100 blades of spec per carton.

Length		TPI	Set	Boxed 3/box		Bulk 100/carton		1/Card - 5/Standard Pack	
Inches	mm			Model #	Computer #	Model #	Computer #	Model #	Computer #
STANDARDPITCH									
44-7/8 X 1/2 X .020	1140 X 12.7 X .50	10	Raker	ZWEP4410R	001205	ZWEP4410RB	002158	ZCWEAD10	000017
44-7/8 X 1/2 X .020	1140 X 12.7 X .50	14	Wavy	ZWEP4414W	001212	ZWEP4414WB	002165	ZCWEAD14	000024
44-7/8 X 1/2 X .020	1140 X 12.7 X .50	18	Wavy	ZWEP4418W	001229	ZWEP4418WB	002172	ZCWEAD18	000031
44-7/8 X 1/2 X .020	1140 X 12.7 X .50	24	Wavy	ZWEP4424W	001236	ZWEP4424WB	002189	ZCWEAD24	000048
53-3/4 X 1/2 X .020	1365 X 12.7 X .50	10	Raker	ZWEP5310R	001274	ZWEP5310RB	002196		
53-3/4 X 1/2 X .020	1365 X 12.7 X .50	14	Wavy	ZWEP5314W	001281	ZWEP5314WB	002202		
53-3/4 X 1/2 X .020	1365 X 12.7 X .50	18	Wavy	ZWEP5318W	001298	ZWEP5318WB	002219		
53-3/4 X 1/2 X .020	1365 X 12.7 X .50	24	Wavy	ZWEP5324W	001304	ZWEP5324WB	002226		
53-3/4 X 1/2 X .020	1365 X 12.7 X .50	10/14	Mod. Raker	ZWEP531014	001311	ZWEP531014B	002264		
53-3/4 X 1/2 X .020	1365 X 12.7 X .50	14/18	Wavy	ZWEP531418	001328				
54 X 1/2 X .025	1372 X 12.7 X 6.4	10	Raker	ZWEP5410R	001342	ZWEP5410RB	001588		
54 X 1/2 X .025	1372 X 12.7 X 6.4	14	Wavy	ZWEP5414W	001359	ZWEP5414WB	001595		
54 X 1/2 X .025	1372 X 12.7 X 6.4	18	Wavy	ZWEP5418W	001366	ZWEP5418WB	001601		
54 X 1/2 X .025	1372 X 12.7 X 6.4	24	Wavy	ZWEP5424W	001373	ZWEP5424WB	001618		

New Sizes

The same premium bi-metal blades in shorter lengths to fit smaller portable band saw machines.

Available in standard bi-metal and Master Cobalt. PACKAGING: 3 per box - 20 boxes per carton.



Length		TPI	Set	Boxed 3/box		Bulk 100/carton	
Inches	mm			Model #	Comp #	Model #	Comp #
27-3/16 X 1/2 X .020	691 X 12.7 X .50	14/18	Wavy	ZWEP271418MC	001823	ZWEP271418MCB	001847
27-3/16 X 1/2 X .020	691 X 12.7 X .50	18	Wavy	ZWEP2718W	001830	ZWEP2718WB	001854
28-13/16 X 1/2 X .020	732 X 12.7 X .50	10/14	Modified Raker	ZWEP281014MC	001755	ZWEP281014MCB	001786
28-13/16 X 1/2 X .020	732 X 12.7 X .50	14/18	Wavy	ZWEP281418MC	001748	ZWEP281418MCB	001779
28-13/16 X 1/2 X .020	732 X 12.7 X .50	24	Wavy	ZWEP2824W	001762	ZWEP2824WB	001793
32-7/8 X 1/2 X .020	835 X 12.7 X .50	10	Raker	ZWEP3210R	001885	ZWEP3210RB	003254
32-7/8 X 1/2 X .020	835 X 12.7 X .50	14	Wavy	ZWEP3214W	001908	ZWEP3214WB	003261
32-7/8 X 1/2 X .020	835 X 12.7 X .50	18	Wavy	ZWEP3218W	001915	ZWEP3218WB	003278
32-7/8 X 1/2 X .020	835 X 12.7 X .50	24	Wavy	ZWEP3224W	001922	ZWEP3224WB	003285
32-7/8 X 1/2 X .020	835 X 12.7 X .50	10/14	Modified Raker	ZWEP321014MC	001861	ZWEP321014MCB	003292
32-7/8 X 1/2 X .020	835 X 12.7 X .50	14/18	Wavy	ZWEP321418MC	001892	ZWEP321418MCB	003308
32-7/8 X 1/2 X .020	835 X 12.7 X .50	20/24	Wavy	ZWEP322024MC	001878	ZWEP322024MCB	003315
35-3/8 X 1/2 X .020	899 X 12.7 X .50	10	Raker	ZWEP3510R	003001	ZWEP3510RB	003407
35-3/8 X 1/2 X .020	899 X 12.7 X .50	14	Wavy	ZWEP3514W	003018	ZWEP3514WB	003414
35-3/8 X 1/2 X .020	899 X 12.7 X .50	18	Wavy	ZWEP3518W	003025	ZWEP3518WB	003421
35-3/8 X 1/2 X .020	899 X 12.7 X .50	24	Wavy	ZWEP3524W	003032	ZWEP3524WB	003438
35-3/8 X 1/2 X .020	899 X 12.7 X .50	10/14	Modified Raker	ZWEP351014MC	003049	ZWEP351014MCB	003445
35-3/8 X 1/2 X .020	899 X 12.7 X .50	14/18	Wavy	ZWEP351418MC	003056	ZWEP351418MCB	003452
35-3/8 X 1/2 X .020	899 X 12.7 X .50	20/24	Wavy	ZWEP352024MC	003063	ZWEP352024MCB	003469

25 Pack Portable Band Saw Blades

Our most popular sizes of bi-metal portable band saw blades in easy-to-store, 25 pack dispenser boxes.

Length		TPI	Set	Pitch	Model #	Computer #
Inches	mm					
44-7/8 X 1/2 X .020	1140 X 12.7 X .50	14	Wavy	Standard	ZWEP4414WB25	002318
44-7/8 X 1/2 X .020	1140 X 12.7 X .50	18	Wavy	Standard	ZWEP4418WB25	002301
44-7/8 X 1/2 X .025	1140 X 12.7 X .63	14	Wavy	Standard	ZWEP442514WB25	001977
44-7/8 X 1/2 X .025	1140 X 12.7 X .63	18	Wavy	Standard	ZWEP442518WB25	001984
44-7/8 X 1/2 X .020	1140 X 12.7 X .50	10/14	Wavy	Variable	ZWEP441014MCB25	002356
44-7/8 X 1/2 X .020	1140 X 12.7 X .50	14/18	Wavy	Variable	ZWEP441418MCB25	002295
44-7/8 X 1/2 X .025	1140 X 12.7 X .63	10/14	Modified Raker	Variable	ZWEP44251014B25	001991
44-7/8 X 1/2 X .025	1140 X 12.7 X .63	14/18	Wavy	Variable	ZWEP44251418B25	002004



PORTABLE BAND SAW BLADES

Heavy Duty .025 Thickness Blades

Length		TPI	Set	Pitch	Boxed 3/box	
Inches	mm				Model #	Comp. #
44-7/8 X 1/2 X .025	1140 X 12.7 X .63	10/14	Modified Raker	Variable	ZWEP44251014	001953
44-7/8 X 1/2 X .025	1140 X 12.7 X .63	14/18	Wavy	Variable	ZWEP44251418	001960
44-7/8 X 1/2 X .025	1140 X 12.7 X .63	14	Wavy	Standard	ZWEP442514W	001939
44-7/8 X 1/2 X .025	1140 X 12.7 X .63	18	Wavy	Standard	ZWEP442518W	001946

Carbon Blades

These economical blades are milled from solid carbon steel. Suitable for use on easier-to-machine metals, including pipe, tubing and solids.

PACKAGING: 3 blades per box, 20 boxes per carton (15/carton for blades over 53") BULK: 100 blades of spec. per carton.

Length		TPI	Set	Boxed		Bulk	
Inches	mm			Model #	Computer #	Model #	Computer #
STANDARD PITCH							
44-7/8 X 1/2 X .020	1140 X 12.7 X .50	6	Raker	ZHEP4406	001533	ZHEP4406B	001656
44-7/8 X 1/2 X .020	1140 X 12.7 X .50	10	Raker	ZHEP4410	001410	ZHEP4410B	001663
44-7/8 X 1/2 X .020	1140 X 12.7 X .50	14	Wavy	ZHEP4414W	001427	ZHEP4414WB	001670
44-7/8 X 1/2 X .020	1140 X 12.7 X .50	18	Wavy	ZHEP4418W	001434	ZHEP4418WB	001687
44-7/8 X 1/2 X .020	1140 X 12.7 X .50	24	Wavy	ZHEP4424W	001441	ZHEP4424WB	001694
53-3/4 X 1/2 X .020	1365 X 12.7 X .50	10	Raker	ZHEP5310	001458	ZHEP5310B	001700
53-3/4 X 1/2 X .020	1365 X 12.7 X .50	14	Wavy	ZHEP5314W	001465	ZHEP5314WB	001717
53-3/4 X 1/2 X .020	1365 X 12.7 X .50	18	Wavy	ZHEP5318W	001472	ZHEP5318WB	001724
53-3/4 X 1/2 X .020	1365 X 12.7 X .50	24	Wavy	ZHEP5324W	001489	ZHEP5324WB	001731
54 X 1/2 X .025	1372 X 12.7 X 6.4	10	Raker	ZHEP5410	001496	ZHEP5410B	001540
54 X 1/2 X .025	1372 X 12.7 X 6.4	14	Wavy	ZHEP5414W	001502	ZHEP5414WB	001557
54 X 1/2 X .025	1372 X 12.7 X 6.4	18	Wavy	ZHEP5418W	001519	ZHEP5418WB	001526
54 X 1/2 X .025	1372 X 12.7 X 6.4	24	Wavy	ZHEP5424W	001564	ZHEP5424WB	001571

Stationary Band Saw Blades

Designed for use on stationary band saws, these carbon hard edge flexible back blades have teeth hardened to Rc 64-66. Reliable cutting action on wood and metals with guaranteed welds. PACKAGING: 1 blade per card. 5 cards per box.

Length X Width X Thickness		Teeth Per Inch															
		03		04		06		08		14		18		24		32	
Inches	mm	Mod. #	Comp #	Mod. #	Comp #	Mod. #	Comp #	Mod. #	Comp #	Mod. #	Comp #	Mod. #	Comp #	Mod. #	Comp #	Mod. #	Comp #
52-3/4 X 1/8 X .018	1340 X 3.2 X .5					ZCAB06	000178	ZCAA08A	002509	ZCAA14A	002516	ZCAB18	000185	ZCAB24	000208	ZCAB32	000215
52-3/4 X 1/4 X .014	1340 X 6.4 X .3							ZCBA08A	002523	ZCBA14A	002530						
56-1/8 X 1/8 X .018	1426 X 3.2 X .5					ZCBB06	000246			ZCBB14	000253	ZCBB18	000260	ZCBB24	000277	ZCBB32	000284
56-1/8 X 1/4 X .014	1426 X 6.4 X .3					ZCBB06	000673										
56-1/8 X 3/8 X .014	1426 X 9.5 X .3					ZCBB06	000314	ZCCA08A	002547	ZCCA14A	002554	ZCBB18	000338	ZCCB24	000345		
57 X 1/8 X .018	1448 X 3.2 X .5					ZCCB06	000352			ZCCB14	000321			ZCCB24	000376		
57 X 1/4 X .014	1448 X 6.4 X .3					ZCCB06	000352			ZCCB14	000321			ZCCB24	000376		
57 X 3/8 X .014	1448 X 9.5 X .3					ZCCB06	000352			ZCCB14	000321			ZCCB24	000376		
59-1/4 X 1/8 X .018	1505 X 3.2 X .5					ZCZB06	000819			ZCZA14A	002561						
59-1/4 X 1/4 X .014	1505 X 6.4 X .3					ZCZB06	000819										
59-1/4 X 3/8 X .014	1505 X 9.5 X .3					ZCZC06	000826										
59-1/2 X 1/8 X .018	1511 X 3.2 X .5							ZCDA08A	002578	ZCDA14A	002585						
59-1/2 X 1/4 X .014	1511 X 6.4 X .3					ZCDB06	000406			ZCDB14	000413	ZCDB18	000420	ZCDB24	000437	ZCDB32	000444
59-1/2 X 3/8 X .014	1511 X 9.5 X .3					ZCDB06	000451			ZCDB14	000468			ZCDB24	000482	ZCDB32	000499
62 X 1/8 X .018	1575 X 3.2 X .5							ZCEA08A	002592	ZCEA14A	002608						
62 X 1/4 X .014	1575 X 6.4 X .3					ZCEB06	000529			ZCEB14	000536	ZCEB18	000543	ZCEB24	000550	ZCEB32	000567
62 X 3/8 X .014	1575 X 9.5 X .3					ZCEC06	000574			ZCEC14	000581			ZCEC24	000604	ZCEC32	000611
64-1/2 X 1/2 X .025	1638 X 12.7 X .6					ZCFD06	000628			ZCFD14	000635	ZCFD18	000642	ZCFD24	000659	ZCFD32	000666
70 X 1/8 X .018	1778 X 3.2 X .5									ZCGA14A	002615						
70 X 1/4 X .014	1778 X 6.4 X .3					ZCGB06	000697										
70 X 3/8 X .014	1778 X 9.5 X .3					ZCGC06	000703										
71-3/4 X 1/8 X .018	1822 X 3.2 X .5									ZCHA14A	002622						
71-3/4 X 1/4 X .014	1822 X 6.4 X .3					ZCHB06	000857			ZCIA14	000871						
72-7/16 X 1/8 X .025	1840 X 3.2 X .6																
72-7/16 X 1/4 X .025	1840 X 6.4 X .6					ZCIB06	000888										
72-7/16 X 3/8 X .025	1840 X 9.5 X .6			ZCIC04	001076												
72-7/16 X 1/2 X .025	1840 X 12.7 X .6	ZCID03	001083														
80 X 1/8 X .018	2032 X 3.2 X .5									ZCJA14A	002639						
80 X 1/4 X .014	2032 X 6.4 X .3					ZCJB06	000901										
80 X 3/8 X .014	2032 X 9.5 X .3					ZCJC06	000918										
82 X 1/8 X .018	2083 X 3.2 X .5									ZCKA14A	002646						
82 X 1/4 X .014	2083 X 6.4 X .3					ZCKB06	000949										
82 X 3/8 X .014	2083 X 9.5 X .3					ZCKC06	000956										
93-1/2 X 1/8 X .025	2362 X 3.2 X .6									ZCLA14	000970						
93-1/2 X 1/4 X .025	2362 X 6.4 X .6					ZCLB06	000987			ZCLB14	001052						
93-1/2 X 3/8 X .025	2362 X 9.5 X .6					ZCLC06	000994			ZCLC14	001069	ZCLC18	001007	ZCLD24	001045		
93-1/2 X 1/2 X .025	2362 X 12.7 X .6					ZCLD06	001014			ZCLD14	001021	ZCLD18	001038				

We manufacture a full line of high-quality, long-life industrial band saw blades. For a free copy of the Morse Industrial Band Saw Blade Catalog, call 1-800-733-3377.

METAL CUTTING CIRCULAR SAW BLADES & MACHINES

Metal Devil® Metal-Cutting Circular Saw Blades

Cut through steel and other tough metals faster than ever. Unique combinations of metallurgy and blade configurations are tailored for peak performance in specific applications.

Cut Cool

When we demonstrate the Morse Metal Devil® blade, we ask viewers to touch the freshly cut metal edges. People are amazed to find how cool it is to the touch. The unique metallurgy of the carbide tips means there is minimal heat transferred to the inner plate.

Cut Faster

Morse Metal Devil® blades cut so much faster than traditional methods, that it is hardly even a race. Consider that a Morse Metal Devil® blade can cut through 6" x 1/4" thick steel in approximately 12 seconds.

Cut Longer

The Morse Metal Devil® is constructed with a hardened steel inner plate that has a unique combination of tungsten carbide and titanium carbide tips brazed to the teeth. As a result Morse Metal Devil® blades offer exceptional wear resistance and make more cuts than any other metal cutting blade on the market today.

Blade Type	Application
Steel	Used to cut angle iron, steel plate, channel iron, I-beams, pipe and other ferrous metal shapes and parts.
Thin Steel	Used to cut ferrous metals under 1/8" without bending the cut edge including corrugated roofing, sheet metal, conduit, and steel studs.
Stainless Steel	Used to cut all stainless steel, including 1/4" or thinner stainless plate, or 1/8" or thinner wall stainless tube.
Aluminum	Used to cut all 3/8" or thinner aluminum parts including extrusions, plate, angle and grating.
Steel Studs (14" only)	Specially engineered to make quick, clean, accurate cuts on steel studs with square or miter cuts using 14" metal cutting saws.

Metal Devil



We've combined metal cutting technology with science to develop a new cutting performance for steel and aluminum that separates the all new Metal Devil NXT™ from the competition. Now we're bringing the same technology to our other blades. See what's next for Metal Devil NXT™.



HIGH GRADE
CARBIDE



OPTIMIZED
TIP DESIGN

CONSISTENCY
RELIABILITY
LESS VIBRATION

NEW PLATE TECHNOLOGY

ADVANTAGE: Stability of plate through manufacturing processes

BENEFIT: Smoother cuts & longer blade life

NEW TIP DESIGN TAILORED TO THE CUTTING APPLICATION


ADVANTAGE: New technology minimizes stress in the carbide tips

BENEFIT: Longer blade life

NEW CARBIDE GRADES

ADVANTAGE: Longer and consistent blade life

BENEFIT: Lowest cost-per-cut and satisfied end users



See Metal Devil NXT®
In Action



STEEL CUTTING APPLICATIONS



STEEL
GRATING



STEEL PLATE
3/16" - 3/8" (4.8 - 9mm)
Thickness



ANGLE IRON
1/4" (6mm)
Max Thickness



C-CHANNEL
3" - 6"
(76 - 150mm)



STEEL PIPE
3/16" - 1/4" (4.8 - 6mm) Wall Thickness
BLACK PIPE
Up to 2" (51mm) Diameter



NEW CUTTING APPLICATIONS COMING DURING 2013



Metal Devil® & Metal Devil NXT™ Blades

▼ Denotes Metal Devil NSC blade

Blade Diameter	Model Number	Number of Teeth	Arbor	Applications	Computer Number	MAX RPM	Machine
5 3/8" 137mm	CSM5383058SC	30	5/8	Steel	100717	4200	Makita BCSS50 / BSS501
	CSM5383258NSC ▼	32	5/8	Steel	101332	4200	
	CSM53832NSC ▼	32	20mm	Steel	101325	4200	Milwaukee M18 Makita BCSS50 / BSS501 Panasonic EY3530NQMKW / EY452LN2M
	CSM53848NAC ▼	48	20-10mm-5/8	Aluminum	101578	4200	
	CSM53850TSC	50	20-10mm-5/8	Thin Steel	100021	4200	
6 1/4" 159mm	CSM62554NAC ▼	54	5/8	Aluminum	101585	4200	Makita 5046DWDE
	CSM62548NSIC ▼	48	20-16mm	Steel	100434	4200	Standard Circular Saws
	CSM62556TSIC	56	20-16mm	Thin Steel	100441	4200	
6 1/2" 165mm	CSM65040NSC ▼	40	5/8	Steel	101516	4200	Bosch CCS180K / 1617K Makita BSS610 Dewalt DC310K / DC390K Ridgid R3203 Milwaukee 2630-20 / 0730-20
	CSM65048TSC	48	5/8	Thin Steel	100076	4200	
	CSM65054NAC ▼	54	5/8	Aluminum	101592	4200	
	CSM6504020NSC ▼	40	20mm	Steel	101523	4200	
	CSM6504820TSC	48	20mm	Thin Steel	100649	4200	
6 3/4" 171mm	CSM67540NSC ▼	40	20mm	Steel	101530	4200	Dewalt DW934K-2
	CSM6754030SIC	40	30mm	Steel	100458	4200	Standard Circular Saws
	CSM6754830TSIC	48	30mm	Thin Steel	100472	4200	
7" 178mm	CSM740NSC ▼	40	20mm	Steel	101363	5800	Morse CSM7MB Evolution Steel Saw Jancy MCSL07-2 Milwaukee 0740-20
	CSM748SSC	48	20mm	Stainless Steel	100144	5800	
	CSM754NAC ▼	54	20mm	Aluminum	101608	5800	
	CSM768TSC	68	20mm	Thin Steel	100168	5800	
	CSM768TSIC	68	30-20mm	Thin Steel	100496	5800	
7 1/4" 184mm	CSM72540NSC ▼	40	5/8 KO*	Steel	101349	5800	Bosch CSS / CS10 / CS20 / 1677M / 1677MD Dewalt DC300K / 364 / DW368 DW369CSK Makita 4131 / 5057KB / 5007FAK / 5007FK / 5740NB / 5377MG / 5277NB Milwaukee 6390-20 / 6391-21 / 6394-21 / 6477-20
	CSM72548NSC ▼	48	5/8 KO*	Steel	101356	5800	
	CSM72560NAC ▼	60	5/8 KO*	Aluminum	101615	5800	
	CSM72568TSC	68	5/8 KO*	Thin Steel	100397	5800	
	CSM7254020SC	40	20mm	Steel	100656	5800	
	CSM72550SIC	50	20-16mm	Steel	100519	5800	
	CSM7256020AC	60	20mm	Aluminum	100663	5800	
CSM72568TSIC	68	20-16mm	Thin Steel	100526	5800		
7 1/2" 191mm	CSM75068TSC	68	20mm	Thin Steel	100236	5800	Standard Circular Saws
	CSM7505030SIC	50	30mm	Steel	100557	5800	
	CSM7506830TSIC	68	30mm	Steel	100533	5800	
8" 203mm	CSM842NSC ▼	42	5/8	Steel	101387	5800	Milwaukee 6370-20
	CSM848NSC ▼	48	5/8	Steel	101394	5800	
	CSM860NAC ▼	60	5/8	Aluminum	101622	5800	
	CSM868TSC	68	5/8	Thin Steel	100274	5800	
	CSM868TSIC	68	30mm	Thin Steel	100571	5800	
8 1/4" 210mm	CSM82548NSC ▼	48	5/8 KO*	Steel	101370	5800	Dewalt DW384, Makita 5008MGA
	CSM82550SC	50	5/8 KO*	Steel	100281	5800	
9" 229mm	CSM948NSC ▼	48	1	Steel	101400	3200	Morse CSM9MB Evolution Steel Saw 5 Jancy MCSL09 / MCSL09-2
	CSM960SSC	60	1	Stainless Steel	100403	3200	
	CSM968TSC	68	1	Thin Steel	100311	3200	
	CSM972NAC ▼	72	1	Aluminum	101639	3200	Standard Circular Saws
	CSM948SIC	48	30-20mm	Steel	100595	3200	
	CSM968TSIC	68	30-20mm	Thin Steel	100601	3200	
10" 254mm	CSM1052TSC ▼	52	5/8	Thin Steel	100410	5200	Bosch 4410 / 4405, Dewalt DW713 Ridgid MS106SLZA
	CSM1072NAC ▼	72	5/8	Aluminum	101646	5500	
12" 305mm	CSM1260NSC ▼	60	1	Steel	101561	1800	Makita LC1230
	CSM1280NAC ▼	80	1	Aluminum	101653	3800	
	CSM1280TSC	80	1	Thin Steel	100342	2000	
14" 356mm	CSM1466NSC ▼	66	1	Steel	101318	1800	Morse CSM14MB, Dewalt DW872, Evolution Fury2 / Rage2 Evolution Steel Saw2 Jancy MCCS14 MCCS14-2 Milwaukee 6190-20 Ridgid 614
	CSM1480NAC ▼	80	1	Aluminum	101660	3800	
	CSM1481STC	81	1	Steel Studs	100670	1800	
	CSM1490TSC	90	1	Thin Steel	100380	1800	
	CSM1490SSC	90	1	Stainless Steel	100694	1800	
	CSM1472SIC	72	30mm	Steel	100618	1800	

5-3/8" blades include special bushings allowing them to fit 20mm, 10mm and 5/8" arbor holes
* 5/8 KO fits both diamond and circular arbors.

Computer Number: 101158

SPECIFICATIONS:

1080 Watts / 120 V / 60 Hz / 9 Amp
 No-Load Speed 3500 RPM
 Blade Diameter 7" (178mm)
 Arbor Hole 20mm
 Weight 13 Lbs.

CUTTING CAPABILITIES:

Maximum Cutting Reach 2.36"
 Maximum Thickness Cut (mild steel) 1/4"

STANDARD EQUIPMENT INCLUDES:

Carrying Case, Overload Switch, Retracting Blade Guard, Quick Release Metal Chip Collecting Cover, Length Adjuster, Side Handle, 6mm Hex Key, Safety Goggles, Ear Plugs, Morse Metal Devil® NXT Steel Cutting Blade (101363)

ISO9002, CSA Safety Certified

7" CSM7MB

FEATURES:

EXTERNAL OVERLOAD SWITCH
 CHIP COLLECTION CHAMBER
 RETRACTABLE BLADE GUARD
 DURABLE CARRYING CASE



Computer Number: 101165

SPECIFICATIONS:

1800 Watts / 120 V / 60 Hz / 15 Amp
 No-Load Speed 2500 RPM
 Blade Diameter 9" (229mm)
 Arbor Hole 1"
 Weight 19.75 Lbs.

CUTTING CAPABILITIES:

Maximum Cutting Reach 3-1/4"
 Maximum Thickness of Cut (Mild Steel) 3/8"
 Bevel Cut 0-45°

STANDARD EQUIPMENT INCLUDES:

Carrying Case, Laser Guide, Side Handle, Length Adjuster, Overload Switch, Retracting Blade Guard, Quick Release Metal Chip Collection Cover, 1 Wrench Attached to Unit, Safety Goggles, Ear Plugs, Morse Metal Devil® NXT Steel Blade (101400)

ISO9002, CSA Safety Certified

9" CSM9MB

FEATURES:

LASER GUIDE
 0°- 45° BEVELING
 30min. DUTY CYCLE
 OVERLOAD SWITCH
 CHIP COLLECTION CHAMBER
 RETRACTABLE BLADE GUARD
 DURABLE CARRYING CASE



Computer Number: 101172

SPECIFICATIONS:

120V / 60Hz / 15Amp
 No-Load Speed 1300 RPM
 Blade Diameter 14" (356mm)
 Arbor Hole 1"
 Weight 53 Lbs.

CUTTING CAPABILITIES:

	45°	90°
Round	4-1/8"	5-1/8"
Square	3-1/2" x 3-1/2"	4-3/4" x 4-3/4"
Rectangle	3-1/8" x 4-3/8"	3-3/4" x 7-1/4"

1/4" (.6mm) maximum wall thickness, mild steel tubing
 3/8" (.9mm) maximum thickness of cut mild steel

STANDARD EQUIPMENT INCLUDES:

Safety Guard, Mitring Vice, 8mm Hex Wrench, 6mm Hex Wrench, Safety Goggles, Ear Plugs, Morse Metal Devil® NXT Steel Blade (101318)
 MC, ISO9002, CSA Safety Certified

14" CSM14MB

FEATURES:

0°- 45° MITERING VISE
 PLEXIGLASS SAFETY SHIELD
 CHIP COLLECTION CHAMBER
 RETRACTABLE BLADE GUARD





For the CSM14MB Saw

Metal Devil V-Blocks

- Durable Steel Body
- Securely Holds Rounds, Squares & Rectangular Materials
- Can Employ Several Vice Configurations to Accommodate a Variety of Structural Materials
- Strengthen The Clamping Performance of the Vice System
- Improves Cutting Performance on Structural Shapes
- Optimizes Blade Life
- Provides Precise Cutting Results
- Reduces Opportunity for Machine Damage



Metal Devil V-Blocks:
CSP14A01 / 100724

Maximum Material Dimensions to be used with V-Blocks:

- Square Material 3-7/8" Width
- Round Material 3" Diameter



Abrasive Wheel Mandrels

These mandrels are made to fit Type 1 resin bonded wheels that are a popular choice for high speed air or electric die grinders for both cut-off and grinding applications.




Features & Benefits

- Precision machined to ensure concentricity for faster cutting and safer operation
- Flush Type for special access applications such as flush cuts or corner cuts
- Nut Type for general purpose cutting, slotting or grinding applications

Applications

Type 1 resin bonded wheels on die grinders

Two styles:



for general purpose cutting, slotting or grinding applications.



for special access applications such as flush cuts or corner cuts.

Model #	Computer #	Shank Size	Arbor Hole Size	Fits Wheel Thickness
Flush Type				
HMANF15	690089	1/4	3/8	1/32-1/4
HMANF250-S	690102	1/4	1/4	1/32-1/4
HMANF250-L	690096	1/4	1/4	1/4-1/2
HMANF375-S	690126	3/8	3/8	1/32-1/4
HMANF375-L	690119	3/8	3/8	1/4-1/2
HMAN40 Kit	690164	1/4, 3/8	1/4, 3/8	1/32-1/4
HMANC40 Card	690010	1/4	1/4	1/32-1/4
Nut Type				
HMAN15	690133	1/4	3/8	1/32-1/4
HMAN250	690140	1/4	1/4	1/32-3/8
HMAN375	690157	3/8	3/8	1/32-1/2

HACK SAW BLADES AND FRAMES



Hack Saw Blades And Frames

The M. K. Morse Company began with three people packaging hack saw blades in an old laundry building. Years later Morse makes these blades in one of the most state-of-art saw blade manufacturing facilities in the world. But some things never change ... like the M. K. Morse commitment to quality and on-time delivery.

Morse hack saw blades and frames cover all possible job needs.

Blade Type	Application
Bi-Metal	Used to cut pipe, tubing, solids, wood, plastic or any machinable metal. Increased heat and wear resistance for long life. Flexible to prevent shattering during use.
Carbide Grit	Used to cut glass, hardened steel, stranded cable and tile. Super resistance to heat wear and abrasion to allow the cutting of materials that other blades are unable to cut.

Bi-Metal Hack Saw Blades

Bi-metal hack blades will bend and flex, resisting shattering for safer sawing and longer lasting blades.

Features & Benefits

- Vacuum heat treating creates harder edge for faster, easier cutting
- High speed steel cutting edge with 8% cobalt for longer blade life
- Increased heat and wear resistance for longer life
- Flexible to prevent shattering during use

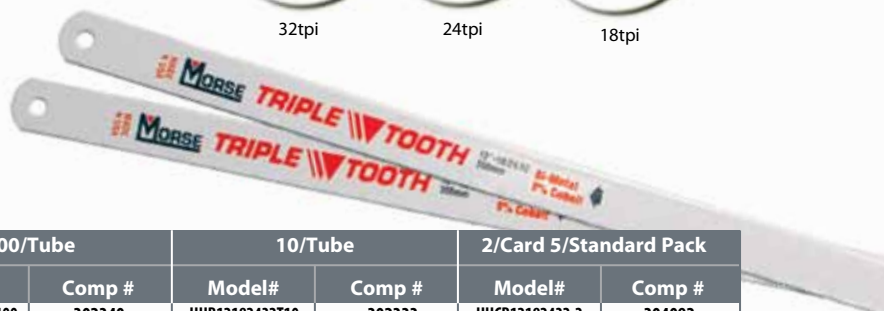
Applications

Pipe, tubing, solids, wood, plastic or any machinable metal.

Triple Tooth™ Bi-Metal Hack Saw Blade

Utilize maximum cutting efficiency with three teeth sizes. Lead off with 32tpi, move to 24tpi for more aggressive strokes and complete the stroke with 18tpi. Or isolate the blade to use only one section.


Cut wood, plastic or any machinable metal, including conduit, stainless steel tubing, angle iron, copper tubing, structural materials and more.



Length X Width X Thickness		Teeth Per Inch	100/Tube		10/Tube		2/Card 5/Standard Pack	
Inches	mm		Model#	Comp #	Model#	Comp #	Model#	Comp #
12 X 1/2 X .025	300 X 12.7 X .6	18/24/32	HHB12182432T100	302340	HHB12182432T10	302333	HHCB12182432-2	304092

Standard Bi-Metal Hack Saw Blade

Cut wood, plastic or any machinable metal, including conduit, stainless steel tubing, angle iron, copper tubing, structural materials and more.



Length X Width X Thickness		Teeth Per Inch	100/Box		100/Tube		10/Tube		2/Card 5/Standard Pack	
Inches	mm		Model #	Comp #	Model#	Comp #	Model #	Comp #	Model #	Comp #
10 X 1/2 X .025	250 X 12.7 X .6	18	HHB1018	360180			HHB1018T10	300186	HHCB1018-2	304009
10 X 1/2 X .025	250 X 12.7 X .6	24	HHB1024	360241			HHB1024T10	300247	HHCB1024-2	304016
10 X 1/2 X .025	250 X 12.7 X .6	32	HHB1032	360326			HHB1032T10	300322	HHCB1032-2	304023
12 X 1/2 X .025	300 X 12.7 X .6	14	HHB1214	362146	HHB1214T100	300100	HHB1214T10	302142	HHCB1214-2	304030
12 X 1/2 X .025	300 X 12.7 X .6	18	HHB1218	362184	HHB1218T100	300117	HHB1218T10	302180	HHCB1218-2	304047
12 X 1/2 X .025	300 X 12.7 X .6	24	HHB1224	362245	HHB1224T100	300124	HHB1224T10	302241	HHCB1224-2	304054
12 X 1/2 X .025	300 X 12.7 X .6	32	HHB1232	362320	HHB1232T100	300131	HHB1232T10	302326	HHCB1232-2	304108
Variable Pitch										
12 X 1/2 X .025	300 X 12.7 X .6	14/18	HHB121418	362153	HHB121418T100	300148	HHB121418T10	302159	HHCB121418-2	304061
12 X 1/2 X .025	300 X 12.7 X .6	20/24	HHB122024	362160	HHB122024T100	300155	HHB122024T10	302166	HHCB122024-2	304078
12 X 1/2 X .025	300 X 12.7 X .6	26/32	HHB122632	362177	HHB122632T100	300162	HHB122632T10	302173	HHCB122632-2	304085

Carbide Grit Rod Saws

The thin cutting profile makes it easy to cut shapes and patterns even in limited access areas with these specialty blades on a standard hack saw frame.

Features & Benefits

- Will not tear thin materials
- Carbide grit is permanently bonded to a steel alloy rod
- Cuts in both directions

Applications

Glass, hardened steel, stranded cable and ceramic tile



Dimensions		25/Box		3/Tube		1/Card - 5/Box	
Inches	mm	Model #	Computer #	Model #	Computer #	Model #	Computer #
10	250	HRTCG10	362214	HRTCG10T03	362351	HRCTCG10	332217
12	300	HRTCG12	362221	HRTCG12T03	362368	HRCTCG12	332224

Carbide Grit Hack Saw Blades

Cut difficult materials including hydraulic hose and stranded cables with these specialty blades on a standard hack saw frame.

Features & Benefits

- Blades cut on both the push and pull stroke for faster cutting and longer life
- Super resistant to heat, wear, abrasion, or "snagging"
- Cuts materials other blades can't cut
- Carbide grit bonded to the steel blade

Applications

Glass, hardened steel, stranded cable and ceramic tile



Dimensions		25/Box		3/Tube		1/Card - 5/Box	
Inches	mm	Model #	Computer #	Model #	Computer #	Model #	Computer #
10	250	HHTCG10	362191	HHTCG10T03	362337	HHCTCG10	332194
12	300	HHTCG12	362207	HHTCG12T03	362344	HHCTCG12	332200

Mini Hack Saw Frame

This lightweight plastic frame is ideal for cutting in small, hard to reach areas. It is durable, comfortable to use and comes complete with a 10" bi-metal blade.

PACKAGING: 5 saws per box.



Description	Model #	Computer #
Mini hand hack saw frame with 10" bi-metal blade	HHBF05-10	330077

Hack Saw Frames

Our hack saw frames are high tension frames with ergonomic grip for straight cuts. All hacksaw frames come with one 12" (300mm) 24 TPI blade

PACKAGING: 1 frame per sleeve. 4 frames per box.

MASTER McCOY®

Another Morse original and the finest high performance hack saw frame you can find. It is stronger, cuts straighter, helps blades last longer and is more comfortable to use than other frames. It also offers more versatility and can make either standard or flush cuts.

Model No. **HHBFO2 / 330022**
Includes (1) 12" 20/24 TPI Blade

Locking Screw Design allows for storage of extra blades and secures blade for "jab" sawing

Alloy Steel Support Beam makes frame stronger and allows over 30,000 PSI tensioning.

Ergonomic grip protects fingers and grips comfortably

Multiple Pin Locations for mounting blade at 90° or 45° for standard or flush-cut applications

Tensioning Handle provides extra torque to keep blades rigid for straighter cuts and longer blade life.



Lightweight High Tension Frame

Made from lightweight aluminum, it cuts straight whether making standard or flush cuts.

Model No. **HHBFO1 / 330015**
Includes (1) 12" 24 TPI Blade

Locking Screw Design allows for storage of extra blades and secures blade for "jab" sawing

Multiple Pin Locations for mounting blade at 90° or 45° for standard or flush-cut applications

Tensioning Handle provides extra torque for straighter cuts and longer blade life



From the deluxe lightweight Contractor High Tension Frame, to the ergonomically designed Contractor HD and the ever versatile Contractor Utility, Morse offers a hack saw frame for your contracting needs.

Contractor High Tension

Model No. **HHBFO4 / 300056**

Contractor HD


Model No. **HHBFO3 / 300070**

Contractor Utility

Model No. **HHBFO6 / 300063**

Exceptionally light for handling ease

Aluminum frame offers extra blade storage space



Excellent choice for tight spaces

Rubber handle for strong, comfortable grip



Precise blade tension with wing nut blade attachment

Adjusts for either 10" or 12" blade sizes





PVC/ABS Saw & Replacement Blades

A handy carbon steel saw for plumbers, electricians and DIY. These saws are light and comfortable with replaceable spring-tempered steel blades. Cuts on the pull stroke for quick, accurate cutting action.

Features & Benefits

- Spring tempered carbon steel blade for superior wear resistance and long life
- Tooth hardness 65Rc for cutting PVC/ABS
- Precision-milled teeth for smooth cutting and easy use
- Comfort-grip cast aluminum handle allows less fatigue while cutting
- Single screw attachment means no tools required for blade changes

Applications

PVC, Plastic, Wood



Description	Model #	Computer #
12" (305mm) Carbon Steel PVC/ABS Saw	HPVC1201	330107
18" (450mm) Carbon Steel PVC/ABS Saw	HPVC1801	330114
12" (305mm) Carbon Steel Replacement Blade	HPVCB12	330121
18" (450mm) Carbon Steel Replacement Blade	HPVCB18	330138

Power Hack Saw Blades

Bi-metal blades for use on modern high production power hack saw machines.

PACKAGING: 10 blades per box.

Length X Width X Thickness		Model #	Computer #	Teeth Per Inch
Inches	mm			
12 X 5/8 X .050	300 X 15.8 X 1.3	PHW125814	370011	14
		PHW125818	370028	18
12 X 1 X .050	300 X 25.4 X 1.3	PHW1205010	370035	10
		PHW1205014	370042	14
14 X 1 X .050	350 X 25.4 X 1.3	PHW1405010	370059	10
		PHW1405014	370066	14
14 X 1-1/4 X .062	350 X 32 X 1.6	PHW1406206	370073	6
		PHW1406210	370080	10
14 X 1-1/2 X .075	350 X 38 X 1.9	PHW1407504	370103	4
		PHW1407506	370110	6
17 X 1 X .050	425 X 25.4 X 1.3	PHW1705010	370127	10
		PHW1705014	370134	14
17 X 1-1/4 X .062	425 X 32 X 1.6	PHW1706206	370141	6
		PHW1706210	370158	10
18 X 1-1/4 X .062	450 X 32 X 1.6	PHW1806206	370165	6
		PHW1806210	370172	10
18 X 1-1/2 X .075	450 X 38 X 1.9	PHW1807504	370196	4
		PHW1807506	370202	6
18 X 1-3/4 X .088	450 X 45 X 2.2	PHW1808804	370226	4
		PHW1808806	370271	6
21 X 1-3/4 X .098	525 X 45 X 2.2	PHW2108804	370240	4
		PHW2108806	370257	6
24 X 2 X .100	600 X 50 X 2.5	PHW2410004	370264	4



MORSE MERCHANDISING SOLUTIONS

M. K. Morse offers a large selection of displays both with and without product.

Popular Product **Electrical** **Welding**
Plumbing **DIY** **...and More!**

If you would like to boost sales with an attractive new display, contact your sales representative for more information. For a complete look at all the displays we offer, click on the DISPLAYS tab at mkmorse.com.



Warranty

The M. K. Morse Company warrants each new product manufactured and sold by it or one of its authorized distributors only against defects in workmanship and/or materials under normal service, proper installation and use. THIS WARRANTY IS LIMITED TO REPAIR OR REPLACEMENT OF VERIFIED DEFECTIVE PRODUCTS AND EXCLUDES ANY AND ALL IMPLIED WARRANTY OF MERCHANTABILITY AND ALL RISK AND LIABILITY WHATSOEVER RESULTING FROM ANY USE OF SAID PRODUCTS, INCLUDING INCIDENTAL AND CONSEQUENTIAL DAMAGES. THERE ARE NO WARRANTIES WHICH EXTEND BEYOND THE DESCRIPTION ON THE FACE THEREOF. The provisions of this warranty and limitation of liability shall not be modified in any respect except by written document signed by an officer of The M. K. Morse Company.

Important

CUTTING TOOLS CAN SHATTER AND/OR BREAK UNDER IMPROPER OR SEVERE USE. WEAR SAFETY EQUIPMENT, AND PARTICULARLY EYE AND HEARING PROTECTION, AT ALL TIMES IN THE VICINITY OF THEIR USE. ALWAYS FOLLOW POWER TOOL MANUFACTURER'S RECOMMENDATIONS.



PHONE: (330) 453-8187
HOTLINE: (800) 733-3377
FAX: (330) 453-1111
FAX HOTLINE: (800) 729-1112
EMAIL: mkmorse@mkmorse.com

WEBSITES

mkmorse.com
bladewizard.com
independenceband.com

MAILING ADDRESS

P. O. BOX 8677
Canton, Ohio 44711 USA

SHIPPING ADDRESS

1101 – 11th Street, S.E.
Canton, Ohio 44707 USA

MADE IN U.S.A.

