




Harsh & Hazardous

KILLARK[®]

Z Series CABLE CONNECTORS

*for Harsh and Hazardous
Environments*



- Copper-free aluminum (less than 4/10 of 1%)
- Steel/Malleable Iron
- Servicable Cable Range of 3/8" to 3" with sizes varying with each product type.
- Wide range of sizes and configurations
- Neoprene grommet seals out oil and moisture
- Nylon Retention Ring ensures superior holding power



Z SERIES STD.

KILLARK

STRAIGHT STEEL CORD CONNECTORS



ZS002ZP

Type 4, 4X, 12 & 13

Listed - File E22698

Certified - File LR73478

FEATURES-SPECIFICATIONS

Applications

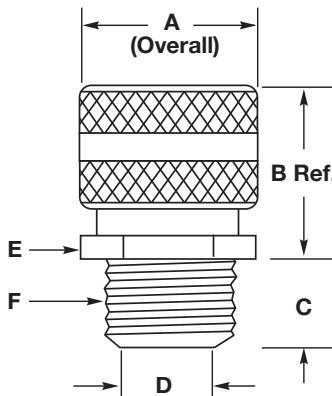
Z Series Steel Cord Connectors are used to secure and seal cords or cables entering enclosures or race-ways. Z Series connectors are also suitable for use in hazardous locations per National Electrical Code (Articles 501.10(B), 502.10(A)(B) and 505.15(C)). Consult these articles for sealing requirements that may apply.

Materials/Finish

- Steel/malleable iron
- Zinc electro-plated
- Natural Finish

Features

- Neoprene grommet seals out oil and moisture
- Nylon retention ring incorporates a split hinge design to prevent friction and provide strain relief, also color-coded for sizing identification
- These heavy-duty connectors hold up to most manufacturing chemicals including, acid solutions, solvents and other corrosive materials
- Machined steel nut and body allows for tightening the compression nut and NPT hub without worrying about stripping the threads
- Wide range of sizes and configurations



Z CORD CONNECTORS - STRAIGHT											
CATALOG NUMBER	NPT SIZE	CORD RANGES INCHES (MM)	COLOR CODE	DIMENSIONS INCHES (MM)							
				A		B	C	D	E		
				A/C	A/F				A/C	A/F	
ZS002ZP	3/8"	.125"-.187" (3.175-4.75)	Orange	.98" (24.9)	.88" (22.4)	.90" (22.9)	.42" (10.7)	.45" (11.4)	.99" (25.1)	.88" (22.4)	
ZS004ZP	3/8"	.250"-.312" (6.35-9.525)	Black	.98" (24.9)	.88" (22.4)	.90" (22.9)	.42" (10.7)	.45" (11.4)	.99" (25.1)	.88" (22.4)	
ZS007ZP	3/8"	.375"-.437" (9.525-12.7)	Blue	.98" (24.9)	.88" (22.4)	.90" (22.9)	.42" (10.7)	.45" (11.4)	.99" (25.1)	.98" (22.4)	
ZS102ZP	1/2"	.125"-.187" (3.175-4.75)	Orange	1.27" (32.3)	1.13" (28.7)	1.20" (30.5)	.55" (14.0)	.64" (16.3)	1.10" (28.2)	1.00" (25.4)	
ZS103ZP	1/2"	.187"-.250" (4.75-6.35)	Red	1.27" (32.3)	1.13" (28.7)	1.20" (30.5)	.55" (14.0)	.64" (16.3)	1.10" (28.2)	1.00" (25.4)	
ZS105ZP	1/2"	.250"-.375" (6.35-9.525)	White	1.27" (32.3)	1.13" (28.7)	1.20" (30.5)	.55" (14.0)	.64" (16.3)	1.10" (28.2)	1.00" (25.4)	
ZS108ZP	1/2"	.375"-.500" (9.525-12.7)	Blue	1.27" (32.3)	1.13" (28.7)	1.20" (30.5)	.55" (14.0)	.64" (16.3)	1.10" (28.2)	1.00" (25.4)	
ZS109ZP	1/2"	.500"-.625" (12.7-15.88)	Brown	1.27" (32.3)	1.13" (28.7)	1.20" (30.5)	.55" (14.0)	.64" (16.3)	1.10" (28.2)	1.00" (25.4)	
ZS110ZP*	1/2"	.625"-.750" (15.88-19.05)	Yellow	1.55" (39.4)	1.38" (35.1)	1.50" (38.1)	.55" (14.0)	.64" (16.3)	1.40" (35.6)	1.25" (31.7)	
ZS111ZP*	1/2"	.750"-.875" (19.05-22.23)	Purple	1.55" (39.4)	1.38" (35.1)	1.50" (38.1)	.55" (14.0)	.64" (16.3)	1.40" (35.6)	1.25" (31.7)	
ZS202ZP	3/4"	.125"-.187" (3.175-4.75)	Orange	1.27" (32.3)	1.13" (28.7)	1.20" (30.5)	.55" (14.0)	.64" (16.3)	1.29" (32.8)	1.13" (28.7)	
ZS203ZP	3/4"	.187"-.250" (4.75-6.35)	Red	1.27" (32.3)	1.13" (28.7)	1.20" (30.5)	.55" (14.0)	.64" (16.3)	1.29" (32.8)	1.13" (28.7)	
ZS205ZP	3/4"	.250"-.375" (6.35-9.525)	White	1.27" (32.3)	1.13" (28.7)	1.20" (30.5)	.55" (14.0)	.64" (16.3)	1.29" (32.8)	1.13" (28.7)	
ZS208ZP	3/4"	.375"-.500" (9.525-12.7)	Blue	1.27" (32.3)	1.13" (28.7)	1.20" (30.5)	.55" (14.0)	.64" (16.3)	1.29" (32.8)	1.13" (28.7)	
ZS209ZP	3/4"	.500"-.625" (12.7-15.88)	Brown	1.27" (32.3)	1.13" (28.7)	1.20" (30.5)	.55" (14.0)	.64" (16.3)	1.29" (32.8)	1.13" (28.7)	
ZS210ZP	3/4"	.625"-.750" (15.88-19.05)	Yellow	1.55" (39.4)	1.38" (35.1)	1.40" (35.6)	.55" (14.0)	.82" (20.8)	1.40" (35.6)	1.25" (31.7)	
ZS211ZP*	3/4"	.750"-.875" (19.05-22.23)	Purple	1.55" (39.4)	1.38" (35.1)	1.40" (35.6)	.55" (14.0)	.82" (20.8)	1.40" (35.6)	1.25" (31.7)	
ZS312ZP	1"	.875"-.1.000" (22.23-25.4)	Gray	1.92" (48.8)	1.69" (42.9)	1.60" (40.6)	.70" (17.8)	1.02" (25.9)	1.95" (49.5)	1.69" (42.9)	
ZS413ZP	1-1/4"	1.000"-.1.125" (25.4-28.7)	-	2.40" (61.0)	-	1.70" (43.2)	.73" (18.5)	1.27" (32.3)	2.48" (63.0)	2.19" (55.6)	
ZS414ZP	1-1/4"	1.125"-.1.250" (28.7-31.75)	-	2.40" (61.0)	-	1.70" (43.2)	.73" (18.5)	1.27" (32.3)	2.48" (63.0)	2.19" (55.6)	
ZS415ZP	1-1/4"	1.250"-.1.375" (31.75-35.05)	-	2.40" (61.0)	-	1.70" (43.2)	.73" (18.5)	1.27" (32.3)	2.48" (63.0)	2.19" (55.6)	
ZS513ZP	1-1/2"	1.000"-.1.125" (25.4-28.7)	-	2.40" (61.0)	-	1.70" (43.2)	.74" (18.8)	1.39" (35.3)	2.48" (63.0)	2.19" (55.6)	
ZS514ZP	1-1/2"	1.125"-.1.250" (28.7-31.75)	-	2.40" (61.0)	-	1.70" (43.2)	.74" (18.8)	1.39" (35.3)	2.48" (63.0)	2.19" (55.6)	
ZS515ZP	1-1/2"	1.250"-.1.375" (31.75-35.05)	-	2.40" (61.0)	-	1.70" (43.2)	.74" (18.8)	1.39" (35.3)	2.48" (63.0)	2.19" (55.6)	

- Locknuts sold separately

* Cable jacket may have to be stripped to pass through connector body

FITTINGS

Z SERIES STD.



STRAIGHT ALUMINUM CORD CONNECTORS



ZS108



Locknut

Type 4, 4X, 12 & 13

Listed - File E22698

Certified - File LR73478

FEATURES-SPECIFICATIONS

Applications

Use to secure and seal cords or cables entering enclosures or race-ways.

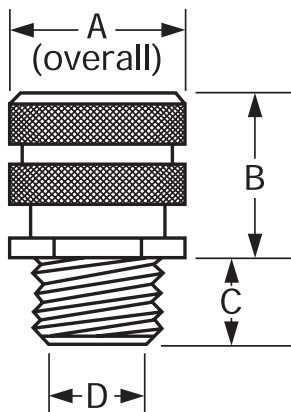
Z Series connectors are also suitable for use in hazardous locations per National Electrical Code (Articles 501-4(b), 502-4(a&b), 503-3(a&b)). Consult these articles for sealing requirements that may apply.

Materials/Finish

- Copper-free aluminum (less than 4/10 of 1%)
- Natural finish

Features

- Aluminum construction resists corrosion
- Neoprene grommet seals out oil and moisture
- Nylon retention ring ensures superior holding power
- Wide range of sizes and configurations



Z CORD CONNECTORS - STRAIGHT							
CATALOG NUMBER	NPT SIZE	CORD RANGES	COLOR CODE	DIMENSIONS			
				A	B	C	D
ZS001	3/8"	.062-.125	Green	.99	.425	.90	.453
ZS002	3/8"	.125-.187	Orange	.99	.425	.90	.453
ZS003	3/8"	.187-.250	Red	.99	.425	.90	.453
ZS004	3/8"	.250-.312	Black	.99	.425	.90	.453
ZS006	3/8"	.312-.375	White	.99	.425	.90	.453
ZS007	3/8"	.375-.437	Blue	.99	.425	.90	.453
ZS101	1/2"	.062-.125	Green	1.13	1.10	.55	.635
ZS102	1/2"	.125-.187	Orange	1.13	1.10	.55	.635
ZS103	1/2"	.187-.250	Red	1.13	1.10	.55	.635
ZS105	1/2"	.250-.375	White	1.13	1.10	.55	.635
ZS108	1/2"	.375-.500	Blue	1.13	1.10	.55	.635
ZS109	1/2"	.500-.625	Brown	1.13	1.10	.55	.635
ZS110*	1/2"	.625-.750	Yellow	1.40	1.50	.55	.635
ZS111*	1/2"	.750-.875	Purple	1.40	1.50	.55	.635
ZS201	3/4"	.062-.125	Green	1.29	1.10	.55	.635
ZS202	3/4"	.125-.187	Orange	1.29	1.10	.55	.635
ZS203	3/4"	.187-.250	Red	1.29	1.10	.55	.635
ZS205	3/4"	.250-.375	White	1.29	1.10	.55	.635
ZS208	3/4"	.375-.500	Blue	1.29	1.10	.55	.635
ZS209	3/4"	.500-.625	Brown	1.29	1.10	.55	.635
ZS210	3/4"	.625-.750	Yellow	1.40	1.50	.55	.815
ZS211*	3/4"	.750-.875	Purple	1.40	1.50	.55	.815
ZS308	1"	.375-.500	Blue	1.81	1.60	.71	1.015
ZS309	1"	.500-.625	Brown	1.81	1.60	.71	1.015
ZS310	1"	.625-.750	Yellow	1.81	1.60	.71	1.015
ZS311	1"	.750-.875	Purple	1.81	1.60	.71	1.015
ZS312	1"	.875-1.000	Gray	1.81	1.60	.71	1.015
ZS313*	1"	1.000-1.125	Pink	2.31	1.70	.66	1.015
ZS314*	1"	1.125-1.250	-	2.31	1.70	.66	1.015
ZS315*	1"	1.250-1.375	-	2.31	1.70	.66	1.015
ZS411	1-1/4"	.750-.875	-	2.31	1.70	.74	1.255
ZS412	1-1/4"	.875-1.000	-	2.31	1.70	.74	1.255
ZS413	1-1/4"	1.000-1.125	-	2.31	1.70	.74	1.255
ZS414	1-1/4"	1.125-1.250	-	2.31	1.70	.74	1.255
ZS415*	1-1/4"	1.250-1.375	-	2.31	1.70	.74	1.255

* Cable jacket may have to be stripped to pass through connector body on all sizes.

Z CORD CONNECTORS - STRAIGHT							
CATALOG NUMBER	NPT SIZE	CORD RANGES	DIMENSIONS				
			A	B	C	D	
ZS511	1-1/2"	.750-.875	2.31	1.70	.75	1.38	
ZS512	1-1/2"	.875-1.000	2.31	1.70	.75	1.38	
ZS513	1-1/2"	1.000-1.125	2.31	1.70	.75	1.38	
ZS514	1-1/2"	1.125-1.250	2.31	1.70	.75	1.38	
ZS515	1-1/2"	1.250-1.375	2.31	1.70	.75	1.38	
ZS516	1-1/2"	1.375-1.500	3.00	2.20	.75	1.50	
ZS517*	1-1/2"	1.500-1.625	3.00	2.20	.75	1.50	
ZS518	1-1/2"	1.625-1.750	3.00	2.20	.75	1.50	
ZS520*	1-1/2"	1.750-1.875	3.00	2.20	.75	1.50	
ZS615	2"	1.250-1.375	3.25	2.20	.80	1.92	
ZS616	2"	1.375-1.500	3.25	2.20	.80	1.92	
ZS617	2"	1.500-1.625	3.25	2.20	.80	1.92	
ZS618	2"	1.625-1.750	3.25	2.20	.80	1.92	
ZS620	2"	1.750-1.875	3.25	2.20	.80	1.92	
ZS619	2"	1.688-1.812	4.06	2.70	1.27	1.94	
ZS621	2"	1.812-1.937	4.06	2.70	1.27	1.94	
ZS622*	2"	1.937-2.062	4.06	2.70	1.27	1.94	
ZS623*	2"	2.062-2.188	4.06	2.70	1.27	1.94	
ZS624*	2"	2.188-2.312	4.06	2.70	1.27	1.94	
ZS719	2-1/2"	1.688-1.812	4.33	2.70	1.27	2.34	
ZS721	2-1/2"	1.812-1.937	4.33	2.70	1.27	2.34	
ZS722	2-1/2"	1.937-2.062	4.33	2.70	1.27	2.34	
ZS723	2-1/2"	2.062-2.188	4.33	2.70	1.27	2.34	
ZS724	2-1/2"	2.188-2.312	4.33	2.70	1.27	2.34	
ZS725*	2-1/2"	2.312-2.437	4.33	2.70	1.27	2.34	
ZS819	3"	1.688-1.812	4.33	2.70	1.30	2.54	
ZS822	3"	1.937-2.062	4.33	2.70	1.30	2.54	
ZS823	3"	2.062-2.188	4.33	2.70	1.30	2.54	
ZS824	3"	2.188-2.312	4.33	2.70	1.30	2.54	
ZS825	3"	2.312-2.437	4.33	2.70	1.30	2.54	
ZS826	3"	2.437-2.625	4.87	2.70	1.38	3.00	
ZS827	3"	2.625-2.812	4.87	2.70	1.38	3.00	
ZS828	3"	2.812-3.000	4.87	2.70	1.38	3.00	
ZS829*	3"	3.000-3.250	4.87	2.70	1.38	3.00	



Z SERIES STD.

KILLARK


90° STEEL CORD CONNECTORS



ZN208ZP

Type 4, 4X, 12 & 13

 Listed - File E22698

 Certified - File LR73478

FEATURES-SPECIFICATIONS

Applications

Z Series Steel Cord Connectors are used to secure and seal cords or cables entering enclosures or race-ways. Z Series connectors are also suitable for use in hazardous locations when installed according to National Electrical Code (Articles 501.10(B), 502.10(A)(B) and 505.15(C)). Consult these articles for sealing requirements that may apply.

Materials/Finish

- Steel/malleable iron
- Zinc electro-plated
- Natural Finish

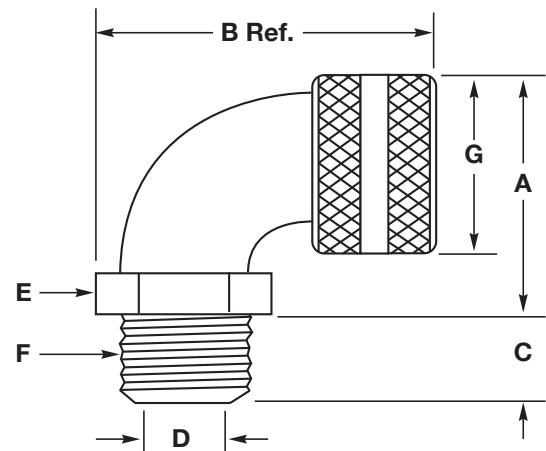
Features

- Neoprene grommet seals out oil and moisture
- Nylon retention ring incorporates a split hinge design to prevent friction and provide strain relief, also color-coded for sizing identification
- These heavy-duty connectors hold up to most manufacturing chemicals including, acid solutions, solvents and other corrosive materials
- Machined steel nut and malleable iron body allows for tightening the compression nut and NPT hub without worrying about stripping the threads
- Wide range of sizes and configurations

Z CORD CONNECTORS - 90°											
CATLOG NUMBER ^Δ	NPT SIZE	CORD RANGES INCHES (MM)	COLOR CODE	DIMENSIONS INCHES (MM)							
				A	B	C	D	E		G	
								A/C	A/F	A/C	A/F
ZN103ZP	1/2"	.187"-.250" (4.75-6.35)	Red	1.65" (41.9)	2.38" (60.5)	.55" (14.0)	.55" (13.8)	1.29" (32.8)	1.13" (28.7)	1.27" (32.3)	1.13" (28.6)
ZN105ZP	1/2"	.250"-.375" (6.35-9.525)	White	1.65" (41.9)	2.38" (60.5)	.55" (14.0)	.55" (13.8)	1.29" (32.8)	1.13" (28.7)	1.27" (32.3)	1.13" (28.6)
ZN108ZP	1/2"	.375"-.500" (9.525-12.7)	Blue	1.65" (41.9)	2.38" (60.5)	.55" (14.0)	.55" (13.8)	1.29" (32.8)	1.13" (28.7)	1.27" (32.3)	1.13" (28.6)
ZN109ZP*	1/2"	.500"-.625" (12.7-15.88)	Brown	1.65" (41.9)	2.38" (60.5)	.55" (14.0)	.55" (13.8)	1.29" (32.8)	1.13" (28.7)	1.27" (32.3)	1.13" (28.6)
ZN208ZP	3/4"	.375"-.500" (9.525-12.7)	Blue	1.88" (47.8)	2.90" (73.7)	.56" (14.2)	.77" (19.4)	1.52" (38.6)	1.33" (33.8)	1.55" (39.2)	1.38" (34.9)
ZN209ZP	3/4"	.500"-.625" (12.7-15.88)	Brown	1.88" (47.8)	2.90" (73.7)	.56" (14.2)	.77" (19.4)	1.52" (38.6)	1.33" (33.8)	1.55" (39.2)	1.38" (34.9)
ZN210ZP	3/4"	.625"-.750" (15.88-19.05)	Yellow	1.88" (47.8)	2.90" (73.7)	.56" (14.2)	.77" (19.4)	1.52" (38.6)	1.33" (33.8)	1.55" (39.2)	1.38" (34.9)
ZN211ZP	3/4"	.750"-.875" (19.05-22.23)	Purple	1.88" (47.8)	2.90" (73.7)	.56" (14.2)	.77" (19.4)	1.52" (38.6)	1.33" (33.8)	1.55" (39.2)	1.38" (34.9)
ZN310ZP	1"	.625"-.750" (15.88-19.05)	Yellow	2.16" (54.9)	3.20" (81.3)	.70" (17.8)	1.00" (25.4)	1.72" (43.7)	1.50" (38.1)	1.92" (48.8)	1.69" (42.8)

^Δ Compression nuts are machined zinc-plated steel and bodies are zinc-plated malleable iron

* Cable jacket may have to be stripped to pass through connector body



FITTINGS

Z SERIES STD.



90° ALUMINUM CORD CONNECTORS



ZN310



Locknut

Type 4, 4X, 12 & 13

Listed - File E22698

Certified - File LR73478

FEATURES-SPECIFICATIONS

Applications

Use to secure and seal cords or cables entering enclosures or race-ways.

Z Series connectors are also suitable for use in hazardous locations per National Electrical Code (Articles 501-4(b), 502-4(a&b), 503-3(a&b)). Consult these articles for sealing requirements that may apply.

Materials/Finish

- Copper-free aluminum (less than 4/10 of 1%)
- Natural finish

Features

- Aluminum construction resists corrosion
- Neoprene grommet seals out oil and moisture
- Nylon retention ring ensures superior holding power
- Wide range of sizes and configurations

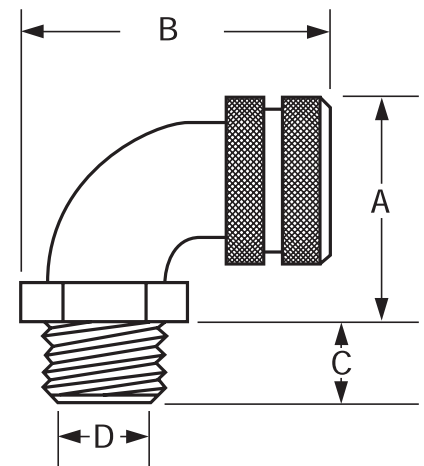
Z CORD CONNECTORS - 90°							
CATALOG NUMBER	NPT SIZE	CORD RANGES	COLOR CODE	DIMENSIONS			
				A	B	C	D
ZN102	1/2"	.125-.187	Orange	1.56	2.30	.50	.546
ZN103	1/2"	.187-.250	Red	1.56	2.30	.50	.546
ZN105	1/2"	.250-.375	White	1.56	2.30	.50	.546
ZN108	1/2"	.375-.500	Blue	1.56	2.30	.50	.546
ZN109*	1/2"	.500-.625	Brown	1.56	2.30	.50	.546
ZN208	3/4"	.375-.500	Blue	1.79	2.80	.562	.765
ZN209	3/4"	.500-.625	Brown	1.79	2.80	.562	.765
ZN210*	3/4"	.625-.750	Yellow	1.79	2.80	.562	.765
ZN211*	3/4"	.750-.875	Purple	1.79	2.80	.562	.765
ZN309	1"	.500-.625	Brown	2.08	3.20	.703	1.00
ZN310	1"	.625-.750	Yellow	2.08	3.20	.703	1.00
ZN311	1"	.750-.875	Purple	2.08	3.20	.703	1.00
ZN312*	1"	.875-1.000	Gray	2.08	3.20	.703	1.00
ZN313*	1"	1.000-1.125	Pink	2.08	3.20	.703	1.00
ZN412	1-1/4"	.875-1.000	-	3.18	4.30	.73	1.26
ZN413	1-1/4"	1.000-1.125	-	3.18	4.30	.73	1.26
ZN414*	1-1/4"	1.125-1.250	-	3.18	4.30	.73	1.26
ZN415*	1-1/4"	1.250-1.375	-	3.18	4.30	.73	1.26
ZN515	1-1/2"	1.000-1.125	-	3.18	4.30	.75	1.50
ZN515	1-1/2"	1.250-1.375	-	3.18	4.30	.75	1.50
ZN616	2"	1.375-1.500	-	3.50	5.50	.80	1.92

* Cable jacket may have to be stripped to pass through connector body.









OPTIONAL LOCKNUTS AND SEALING WASHERS		
CATALOG NUMBER		NPT SIZES
STEEL LOCKNUTS ^①	SEALING WASHERS ^②	
KILLN375	-	3/8"
KILLN1	KOR-1	1/2"
KILLN2	KOR-2	3/4"
KILLN3	KOR-3	1"
KILLN4	KOR-4	1-1/4"
KILLN5	KOR-5	1-1/2"
KILLN6	KOR-6	2"
KILLN7	-	2-1/2"
KILLN8	-	3"

① 2-1/2" through 3" are malleable, with hexhead flats.

② Neoprene washers are mounted on steel reinforcing bands.



Standard/Harsh/Hazardous Connectors from KILLARK

	Series	Highlights	Suitability*
	Z Cord Connectors	<ul style="list-style-type: none"> • Steel - Malleable Iron • Copper-free Aluminum • 3/8" through 3" • Straight, 45°, 90° Styles • Optional Mesh Grip 	STANDARD LOCATIONS Also suitable in hazardous Locations per N.E.C.
	Z Nylon Cord Connectors	<ul style="list-style-type: none"> • Corrosion-resistant Nylon • 3/8" through 1" • Straight & 90° Styles • Optional Mesh Grip 	STANDARD LOCATIONS Also suitable in hazardous Locations per N.E.C.
	CTCA Barrier/Sealing Connector for unarmored cable	<ul style="list-style-type: none"> • Copper-free Aluminum • 1/2" through 3 1/2" • World Class Cable Seal • Serviceable Cable Range 0.22" (5.6) to 3.52" (89.4) 	Class I, Div. 2, Groups A, B, C, D Class I, Zone 2, AEx d IIC Class I, Zone 2, AEx e II Class II, Div. 2, Groups F, G Class III IP66 NEMA 4X
	K Liquidtight Connectors	<ul style="list-style-type: none"> • Steel/Malleable Iron • Zinc Electro-Plate • 3/8" through 4" • Straight, 45°, 90° Styles • Optional grip, ground lugs 	STANDARD LOCATIONS Also suitable in hazardous Locations per N.E.C.
	MC Jacketed Metal Clad Cable Connector (Spring Design)	<ul style="list-style-type: none"> • Copper-free Aluminum • 1/2" through 1 1/4" • Spring Design • World Class Cable Seal • Serviceable Cable Range 0.60" (15.2) to 1.56" (39.6) 	Class I, Div. 2†, Groups A, B, C, D Class II, Div. 1&2, Groups E, F, G Class III Class I, Zone 2†, Group IIC, Zone 20 Suitable for wet locations Types 3, 4 IP66
	CMCA Jacketed Metal Clad Cable Connector (Diablo Design)	<ul style="list-style-type: none"> • Copper-free Aluminum • 1/2" through 3 1/2" • Inspectable Ground Design • World Class Cable Seal • Serviceable Cable Range 0.49" (12.4) to 3.52" (89.4) 	Class I, Div. 2†, Groups A, B, C, D Class I, Zone 1, AEx e II Class II, Div. 1&2, Groups E, F, G Class III Class I, Zone 1&2† Suitable for wet locations Types 3, 4, 4X IP66
	MCX Jacketed Metal Clad Cable Barrier Connector (Spring Design)	<ul style="list-style-type: none"> • Copper-free Aluminum • 1/2" through 1 1/4" • Spring Design • World Class Cable Seal • Serviceable Cable Range 0.60" (15.2) to 1.56" (39.6) 	Class I, Div. 1&2, Groups A, B, C, D Class II, Div. 1&2, Groups E, F, G Class III Class I, Zone 1&2, Group IIC, Zone 20 Suitable for wet locations Types 3, 4 IP66
	CMCXA Jacketed Metal Clad Cable Barrier Connector (Diablo Design)	<ul style="list-style-type: none"> • Copper-free Aluminum • 1/2" through 3 1/2" • Inspectable Ground Design • World Class Cable Seal • Serviceable Cable Range 0.49" (12.4) to 3.52" (89.4) 	Class I, Div. 1&2, Groups A, B, C, D Class I, Zone 1, AEx d IIC Class I, Zone 1, AEx e II Class II, Div. 1&2, Groups E, F, G Class III Suitable for wet locations Types 3, 4, 4X IP66

*See catalog data for complete ratings, certification and series features

HKSB-Z 09-14

KILLARK®

3940 M.L. King Dr. St. Louis, MO 63113
TEL: (314) 531-0460 FAX: (314) 531-7164
www.hubbell-killark.com

