

Trapeze No.3



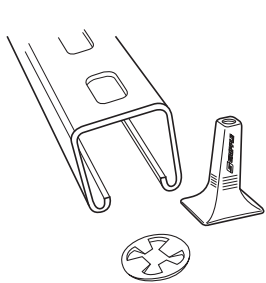
Purpose-made single channel, ideal for multi-tiered installations. Brand new design to facilitate site installations with improved safety factor. For use in mechanical, electrical and HVAC services.

ADVANTAGES

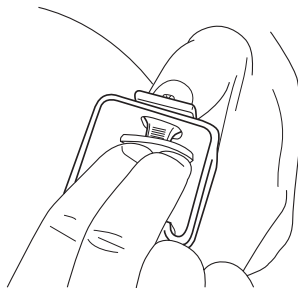
- Ideal for fast suspension of cable containment, air conditioning cassettes, chilled beams, etc.
- Tapered design - accommodates all slots sizes
- Discreet - fits completely inside the channel
- Pre-fits onto channel to ease working at height
- Pin allows rapid adjustment
- Aesthetic design
- Load rated at 200 lbs with a 5:1 safety factor
- Available as an accessory for multi-tiered installations
- Supplied as a ready-to-use kit



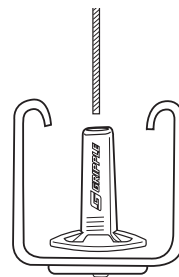
INSTALLATION




Step 1 - Install the Trapeze in one slot of the rail.



Step 2 - Push the clip until it locks the Trapeze on to the slot.



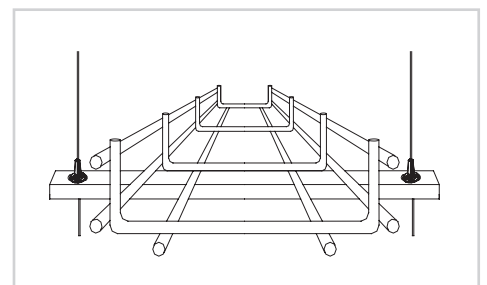
Step 3 - Pass the cable through the Trapeze and adjust the height.



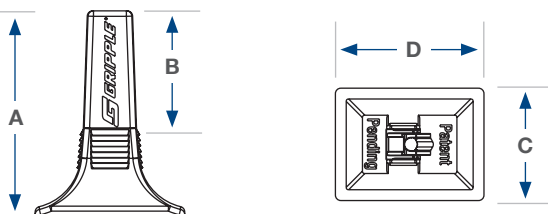
END FIXINGS AND ACCESSORIES



For further detailed information on any of our end fixings, please visit our website or contact us using the information below.



PRODUCT DIMENSIONS



Dimension	in
A	1 11/16"
B	1 9/64"
C	7/8"
D	1 3/16"

CLIP INFORMATION

This clip pre-fits and holds the Trapeze onto the channel.

In preparation for working at height, simply clip onto the Trapeze unit.

